



January 3, 2023

Georgia Public Service Commission
244 Washington Street, SW
Atlanta, GA 30334-5701

Dear Sirs:

Please find the 4th Quarter Cross-Subsidization Report cover page and Certificate of Service page, followed by Attachments 1 through 2, which represent Dalton Utilities Quarterly Report for the 4th Quarter of 2022 as required by the Georgia Public Service Commission, Docket 11268-U, and CLEC No. L-0166.

Below are the specific items addressed in this package. Each item is either followed by a clarifying statement regarding the reporting item, or a reference to an attachment which is necessary per the reporting requirement.

Docket No. 11268-U, page 8, item 1:

Please find Attachment 1, which is a copy of Dalton Utilities' Income Statement for the three-month period of September 2022 through November 2022. Each monthly income statement shows the separate accounting for each of the Utility's independent business sectors. Please also find Attachment 2, which is a statement regarding our accounting practices which ensures no cross subsidization occurs.

Please contact me directly with any questions regarding the attached information or Dalton Utilities' reporting practices with the Georgia Public Service Commission.

Sincerely,

Hank Blackwood
Chief Technical Services Officer


Attachments (2)

Docket No. 11268-U

STATE OF GEORGIA
COUNTY OF WHITFIELD

AFFIDAVIT

I hereby certify that I have reviewed the above (or attached) responses of Dalton Utilities, and that the information contained in these responses is complete, true and correct. I have the responsibility and authority to make this certification on behalf of Dalton Utilities.



Signature

Hank Blackwood
Name (printed or typed)

Chief Technical Services Officer
Title

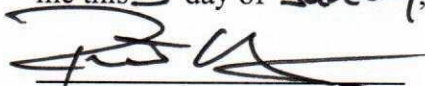
1200 V.D. Parrott Jr. Parkway
P.O. Box 869
Dalton, Georgia 30722-0869
Business Address

(706) 529-1031
Telephone Number

(706) 529-0735
Fax Number


hblackwood@dutil.com
Email Address

Sworn to and Subscribed before
me this 3 day of January, 2023



Notary Public

My Commission Expires



Dalton Utilities

4th Quarter

(includes Sep 2022
through Nov 2022)

DALTON UTILITIES

For the Eleven Months Ending Wednesday, November 30, 2022

	November 2022	October 2022	September 2022	November 2022
	Actuals	Actuals	Actuals	Actuals YTD
Revenues				
Electric	\$16,903,016.45	\$25,711,662.84	\$31,546,647.96	\$247,491,701.39
Parity Income	126,592.00	279,887.00	220,333.00	2,974,983.00
Water	2,311,744.97	2,386,134.23	2,174,404.09	22,803,881.25
Waste Water	1,871,287.51	1,994,437.07	1,762,559.93	19,465,366.48
Natural Gas	3,456,220.41	3,938,597.60	3,840,908.36	41,596,839.32
IT Optilink	1,448,139.93	1,428,117.91	1,416,114.83	15,674,955.70
IT Other	396,951.37	402,161.55	401,462.30	4,418,842.09
Total Operating Revenue	26,513,952.64	36,140,998.20	41,362,430.47	354,426,569.23
Expenses				
Electric	14,233,295.16	16,427,125.50	22,254,122.71	210,135,798.09
Water	2,282,720.33	2,077,336.09	1,955,722.09	20,853,782.87
Wastewater	2,107,923.36	2,414,967.21	1,795,563.12	22,188,170.76
Natural Gas	3,251,779.77	3,339,942.63	3,696,527.30	38,381,228.87
IT-Optilink	1,232,263.48	1,138,639.63	1,109,256.87	12,586,940.91
IT-Other Expenses	259,358.23	235,846.33	229,844.83	2,666,202.41
Total Operating Expenses	23,367,340.33	25,633,857.39	31,041,036.92	306,812,123.91
Operating Margin				
Electric	2,796,313.29	9,564,424.34	9,512,858.25	40,330,886.30
Water	29,024.64	308,798.14	218,682.00	1,950,098.38
Wastewater	(236,635.85)	(420,530.14)	(33,003.19)	(2,722,804.28)
Gas	204,440.64	598,654.97	144,381.06	3,215,610.45
IT-Optilink	215,876.45	289,478.28	306,857.96	3,088,014.79
IT Other	137,593.14	166,315.22	171,617.47	1,752,639.68
Total Operating Margin	3,146,612.31	10,507,140.81	10,321,393.55	47,614,445.32
Other Income (Expenses)				
Interest Income	123,913.31	64,980.64	33,197.15	884,678.65
Accretion on Zero Coupons				
Interest Expense	(469,088.97)	(469,088.97)	(469,088.97)	(5,233,117.16)
Swap Interest Income				
Swap Interest Expense				
AFUDC				
Miscellaneous Income (Expense)	(24,886.43)	21,306.90	53,593.90	460,614.89
Total Other Income (Exp)	(370,062.09)	(382,801.43)	(382,297.92)	(3,887,823.62)
NET INCOME	2,776,550.22	10,124,339.38	9,939,095.63	43,726,621.70
Transfer PMT Assessment	(1,042,499.00)	(1,042,499.00)	(1,042,499.00)	(10,875,501.00)
NET INCOME after Transfer PMT Assessment	1,734,051.22	9,081,840.38	8,896,596.63	32,851,120.70
Net Income After Transfer PMT Assessment	1,734,051.22	9,081,840.38	8,896,596.63	32,851,120.70
Change in FMV of Securities	959,806.25	(510,509.69)	(1,445,700.06)	(4,969,694.54)
Change in FMV Swap				
Change in FMV Gas Derivative				
NET INCOME AFTER TRNSF PMT ASSESS & FMV ADJ	2,693,857.47	8,571,330.69	7,450,896.57	27,881,426.16

DALTON UTILITIES

For the Eleven Months Ending Wednesday, November 30, 2022

Revenues	November 2022	October 2022	September 2022	November 2022
	Actuals	Actuals	Actuals	Actuals YTD
Electric:				
10001-301440-0 Electric Operating Revenues Residential electric	868,230.48	1,117,999.59	1,354,524.52	13,025,828.49
10001-302442-0 Electric Operating Revenues Commercial electric	1,644,580.64	1,836,806.47	1,935,257.33	19,270,359.39
10001-303442-0 Electric Operating Revenues Industrial electric	10,966,208.61	12,325,375.51	12,434,355.15	128,015,948.41
10001-304445-0 Electric Operating Revenues Commercial electric re	449,583.46	464,174.72	495,335.46	4,960,734.16
10001-306448-1 Electric Operating Revenues Commercial electric	210,935.44	200,809.13	192,092.65	2,201,555.59
10001-306448-2 Electric Operating Revenues Industrial electric	130,634.79	125,163.79	125,181.97	1,360,533.34
10001-307444-1 Electric Operating Revenues Security lights DU	283.50	283.50	283.50	3,150.77
10001-307444-2 Electric Operating Revenues Security lights gen	40,197.70	40,083.17	40,437.73	442,890.96
10001-307444-3 Electric Operating Revenues Security lights govt	21,163.75	1,988.03	30,399.83	297,914.40
10001-310910-0 Electric Operating Revenues Electric - Duke/Murray	125,008.42	120,147.16	120,147.16	1,408,289.33
10001-321110-0 Electric Operating Revenues Fuel & emissions adj	381,042.76	491,397.14	595,696.21	3,914,920.87
10001-321116-0 Electric Operating Revenues FUEL/EMI-ELEC RESID M	3,290.31	3,369.71	3,541.61	24,979.20
10001-321210-0 Electric Operating Revenues FUEL/EMI-ELEC COMMERCIAL	506,516.19	859,555.26	960,631.93	5,628,958.53
10001-321211-0 Electric Operating Revenues FUEL/EMI-ELEC COMM DE	212,478.18	355,870.59	433,587.39	2,634,409.78
10001-321216-0 Electric Operating Revenues FUEL/EMI-ELEC COMM MUL	12,345.97	22,547.49	24,281.17	135,176.92
10001-321310-0 Electric Operating Revenues FUEL/EMI ELEC INDUSTRIAL	1,305,610.88	2,227,206.89	2,581,329.43	15,932,481.23
10001-321312-0 Electric Operating Revenues-Fuel & Emissions Add-0	938,142.21	1,959,525.81	2,515,974.66	13,767,345.18
10001-321315-0 Electric Operating Revenues-Fuel & Emiss - Core-0	1,621,582.80	4,844,343.40	6,841,306.44	33,990,713.44
10001-321410-0 Electric Operating Revenues FUEL/EMI-ELEC COMM GOV	43,037.20	63,449.04	74,872.04	453,256.24
10001-321411-0 Electric Operating Revenues FUEL/EMI-ELEC COMM GOV	145,414.52	245,344.49	306,069.70	1,787,832.75
10001-321610-0 Electric Operating Revenues FUEL/EMI-ELEC COMM	7,740.62	12,866.06	15,763.06	82,614.54
10001-321611-0 Electric Operating Revenues FUEL/EMI-ELEC COM DEM	14,450.35	23,342.61	26,940.86	159,431.76
10001-321616-0 Electric Operating Revenues FUEL/EMI-ELEC COM MUL	1,696.46	2,831.32	3,044.86	17,256.64
10001-321710-0 Electric Operating Revenues FUEL/EMI-INDUS NO TX	14,974.44	24,450.92	29,059.00	181,535.10
10001-321810-0 Electric Operating Revenues FUEL/EMI-ELEC COMM GOV	9,169.12	14,193.22	15,864.19	103,834.67
10001-321811-0 Electric Operating Revenues FUEL/EMI-ELEC COM GOV	60,861.58	106,077.27	133,539.07	846,856.73
10001-321815-0 Electric Operating Revenues FUEL/EMI-ELEC COM GOV	43,370.75	74,964.34	97,362.37	595,045.88
10001-321910-0 Electric Operating Revenues FUEL/EMI-ELEC DUKE/MU	72,379.88	92,712.35	92,549.36	584,769.33
10001-324426-0 Electric Operating Revenues Service billing		50.00	100.00	750.00
10001-325426-0 Electric Operating Revenues After hours call outs	244.00		754.88	3,858.88
10001-330451-0 Electric Operating Revenues Reconnects	21,705.00	28,800.00	34,875.00	268,095.00
10001-333456-0 Electric Operating Revenues Matl & supplies I & E	8,934.33	8,934.33	8,934.33	185,564.85
10001-336456-0 Electric Operating Revenues Sales tax credit	6,557.94	7,101.41	5,781.69	48,808.77
10001-340456-0 Electric Operating Revenues misc income	140.09			140.09
10001-900904-0 Electric Operating Revenues uncoll accounts	(3,022,219.57)	(2,022,503.80)	(23,713.63)	(5,198,640.11)
10006-321450-0 Electric Other Oper Revenues Penalties	36,723.65	32,401.92	40,487.04	354,500.28
Total Electric	16,903,016.45	25,711,662.84	31,546,647.96	247,491,701.39
Parity Income:				
98200-394454-0 Parity Income Parity income	126,592.00	279,887.00	220,333.00	2,974,983.00
Total Parity Income	126,592.00	279,887.00	220,333.00	2,974,983.00
Water:				
12300-301461-1 City Water Revenues Residential water revenue	329,935.56	338,307.45	300,015.05	3,231,917.13
12300-302461-2 City Water Revenues Commercial water revenue	201,810.52	220,852.10	192,420.56	2,022,343.94
12300-303461-3 City Water Revenues Industrial water revenue	317,745.08	355,692.68	320,739.84	3,521,036.34
12300-304464-0 City Water Revenues Commercial water rev govt	22,679.25	24,283.99	21,861.46	228,360.58
12300-306467-0 City Water Revenues Commercial water rev DU	46,245.54	42,416.15	41,294.26	294,324.26
12300-308462-2 City Water Revenues Fire protection general	6,289.98	5,786.23	6,749.91	73,465.13
12300-322469-0 City Water Revenues Sprinkler fees	69,468.00	70,018.00	69,810.00	767,165.60
12300-322470-0 Water Revenues Oversize Meter Fees	98,028.50	94,325.53	44,164.87	236,518.90
12300-333456-0 City Water Revenues Matl & supplies I & E			(2,200.15)	(2,200.15)
12300-900904-0 City Water Revenues Uncollectable accounts	(1,852.43)	(1,876.13)	(1,976.99)	(16,560.50)
12301-301461-1 North Water Revenues Residential water revenue	661,717.17	651,837.82	621,580.21	6,627,983.81
12301-302461-2 North Water Revenues Commercial water revenue	205,254.70	221,370.15	202,706.00	2,135,594.00
12301-303461-3 North Water Revenues Industrial water revenue	73,593.16	80,946.18	89,134.43	890,920.29
12301-304464-0 North Water Revenues Commercial water rev govt	9,506.74	10,143.54	9,318.85	84,807.23
12301-900904-0 North Water Revenues Uncollectable accounts	(1,620.62)	(1,641.35)	(1,729.59)	(14,488.12)
12304-301461-1 West Water Revenues Residential water revenue	170,537.20	174,115.39	165,269.43	1,761,576.67
12304-304464-0 West Water Revenues Commercial water rev govt	740.07	1,016.80	875.81	7,257.93
12304-900904-0 West Water Revenues Uncollectable accounts	(299.23)	(303.06)	(319.35)	(2,675.10)
12340-301461-1 Murray Water Revenues Residential water revenue	43,904.83	43,803.43	40,402.51	433,852.26
12340-310237-0 Murray Water Revenues Water comm outsd multi Murr	96.20	95.53	89.11	1,156.80
12340-310239-0 Murray Water Revenues Chatsworth lab	925.40	898.96	819.64	9,254.00
12340-310241-0 Murray Water Revenues Chatsworth wholesale water	28,789.53	31,890.87	31,339.88	290,531.67
12340-310242-0 Murray Water Revenues Walker Co wholesale water	3,163.38	3,687.64	3,682.25	41,871.72
12340-900904-0 Murray Water Revenues Uncollectable accounts	(124.02)	(125.60)	(132.37)	(1,108.71)
12574-301461-1 MC Road Water Revenues Residential water revenue	3,239.66	3,138.22	2,691.95	25,454.91
12574-302461-2 MC Road Water Revenues Commercial water revenue	10,443.98	10,630.38	8,995.45	87,736.98
12342-310238-0 City Wtr Other Oper Revenues Revenue-Control Ctr	400.00	400.00	400.00	4,400.00
12342-321450-0 City Wtr Other Oper Revenues Penalties	16,123.63	11,550.40	12,101.29	136,292.16

	November 2022	October 2022	September 2022	November 2022
	Actuals	Actuals	Actuals	Actuals YTD
12300-449447-0 City Water Revenues Leaks, Etc.	(4,996.81)	(7,127.07)	(5,700.22)	(72,908.48)
Total Water	2,311,744.97	2,386,134.23	2,174,404.09	22,803,881.25
Waste Water:				
13306-301522-1 North Wastewater Revenues Residential wastewater	83,077.47	82,392.25	74,418.36	795,641.62
13306-302522-1 North Wastewater Revenues Commercial wastewater	42,788.48	45,123.80	43,106.99	448,010.86
13306-303522-3 North Wastewater Revenues Industrial wastewater	39,251.49	44,909.98	44,357.33	456,820.11
13306-304523-0 North Wastewater Revenues Commercial ww govt	6,953.23	6,903.17	5,388.32	50,420.07
13300-301522-1 City Wastewater Revenues Residential wastewater	383,518.55	382,946.58	341,883.91	3,775,730.53
13300-302522-1 City Wastewater Revenues Commercial wastewater rev	384,417.02	427,147.68	380,525.95	4,046,172.51
13300-303522-3 City Wastewater Revenues Industrial wastewater rev	721,447.73	810,108.22	756,865.33	8,474,373.16
13300-304523-0 City Wastewater Revenues Commercial ww rev govt	61,315.20	60,458.94	57,430.34	627,447.73
13300-310355-0 City Wastewater Revenues Sewer pump fees	2,650.00	2,650.00	2,650.00	35,121.32
13300-322470-0 Wastewater Revenues Oversize Meter Fees	90,129.33	77,775.50	41.17	167,946.00
13300-330452-0 City Wastewater Revenues Wastewater-Duke	15,160.45	18,769.98	21,448.57	172,277.78
13300-333456-0 City Wastewater Revenues Matl & supplies I & E				(1,038.40)
13300-337456-0 City Wastewater Revenues Wastewater Permits	13,644.80	11,020.80	10,963.10	162,564.50
13300-900904-0 City Wastewater Revenues Uncollectable accounts	(3,596.95)	(3,642.96)	(3,838.81)	(32,156.29)
13700-310931-0 Whitfield Util Revenues Whitfield Util sewer	6,002.17	6,477.43	6,304.13	64,424.87
13574-301522-1 MC Road Sewer Revenues Residential wastewater reve	3,446.40	3,350.52	2,824.39	25,682.21
13574-302522-1 MC Road Sewer Revenues Commercial wastewater rev	14,486.46	14,830.30	13,662.27	139,775.77
13365-321450-0 City Wastewater Other Oper Revenue Penalties	6,595.68	3,475.54	4,528.58	56,412.79
13300-449447-0 City Wastewater Revenues Leaks, Etc.		(260.66)		(260.66)
Total Waste Water	1,871,287.51	1,994,437.07	1,762,559.93	19,465,366.48
Natural Gas:				
11100-301480-1 Natural Gas Revenues Resid gas rev - general	97,155.27	74,339.10	66,950.84	1,232,762.78
11100-301480-2 Natural Gas Revenues Resid gas rev - heat	97,485.87	57,210.83	49,664.74	1,364,445.47
11100-302481-1 Natural Gas Revenues Comm gas rev city gnrl	525,193.37	544,836.13	515,539.63	6,000,464.52
11100-302481-2 Natural Gas Revenues Comm gas rev city heat	399,890.40	245,137.46	172,252.21	4,371,508.22
11100-302481-3 Natural Gas Revenues Comm gas rev rural gnrl	91,071.62	99,265.95	53,136.21	1,036,990.15
11100-302481-4 Natural Gas Revenues Comm gas rev rural heat	40,204.44	47,388.61	17,207.45	640,727.66
11100-303481-1 Natural Gas Revenues Indus gas rev city gnrl	2,054,840.98	2,768,281.60	2,891,512.12	25,435,454.94
11100-303481-2 Natural Gas Revenues Indus gas rev rural gnrl	22,309.54	24,059.74	24,188.07	272,353.42
11100-304482-2 Natural Gas Revenues Comm gas rev govt gnrl	55,866.91	37,171.89	25,893.66	562,239.58
11100-304482-3 Natural Gas Revenues Comm gas rev govt heat	17,279.74	10,951.93	6,131.30	199,399.01
11100-306484-0 Natural Gas Revenues Comm gas rev DU	5,283.41	3,402.94	1,934.92	43,695.70
11100-321000-0 Natural Gas Revenues Transfer payment collected				(1,170.33)
11100-323486-0 Natural Gas Revenues-Trans gas indus balancing	3,649.23	(15,104.12)	(33,619.20)	(202,291.05)
11100-323489-0 Natural Gas Revenues Transportation gas	46,276.82	44,251.78	50,703.23	612,600.11
11100-336456-0 Natural Gas Revenues Sales tax credit	858.58	841.69	855.06	8,798.46
11100-900904-0 Natural Gas Revenues Uncollectable accounts	(5,542.54)	(5,613.44)	(5,915.22)	(49,549.59)
11130-321450-0 Natural Gas Other Oper Revenues Penalties	4,396.77	2,175.51	4,473.34	68,410.27
Total Natural Gas	3,456,220.41	3,938,597.60	3,840,908.36	41,596,839.32
IT Optilink:				
14012-311100-0 OL Resid Cable Revenues Cable res basic	233,196.74	234,698.34	232,131.00	2,495,424.69
14012-311103-0 OL Resid Cable Revenues Resid lifeline tier	80,299.40	80,854.30	81,158.60	910,000.20
14012-311110-0 OL Resid Cable Revenues Cable res enhanced	25,530.80	26,531.78	26,028.34	312,525.80
14012-311120-0 OL Resid Cable Revenues Cable res movie channels	49,038.50	49,370.65	49,048.39	544,143.80
14012-311122-0 OL Resid Cable Revenues Resid-HD Tier	270.43	277.20	276.21	3,321.86
14012-311160-0 OL Resid Cable Revenues Cable res rental STB	896.83	974.22	934.58	12,247.95
14012-311161-0 OL Resid Cable Revenues Cable res purchase remote	97.50	162.50	130.00	1,218.75
14012-311162-0 OL Resid Cable Revenues Cable res STB purchase				1,540.00
14012-311163-0 OL Resid Cable Revenues-KAON Box purchase revenu-0	981.82	979.44	995.33	10,778.91
14012-311164-0 OL Resid Cable Revenues Cable res DVR box	1,532.42	1,537.60	1,534.15	18,698.58
14012-311170-0 OL Resid Cable Revenues Cable res wiring ins	20,120.32	20,141.35	19,831.67	208,910.38
14012-311200-0 OL Resid Cable Revenues-Local broadcast retrans -0	47,108.93	47,475.85	47,100.45	532,696.73
14012-311498-0 OL Resid Cable Revenues Credit cable		(86.90)		(723.87)
14012-321450-0 OL Resid Cable Revenues Penalties			763.64	24,966.07
14012-900904-0 OL Resid Cable Revenues Uncollectable accounts	(3,316.09)	(3,347.02)	(3,339.20)	(36,782.25)
14014-312200-0 OL Comm Cable Revenues Cable comm basic	530.38	434.03	983.27	9,909.20
14014-312203-0 OL Comm Cable Revenues Comm lifeline tier	6,390.30	6,300.80	6,533.50	73,014.10
14014-312210-0 OL Comm Cable Revenues Cable comm enhanced	2,871.40	2,871.40	2,769.96	32,930.39
14014-312220-0 OL Comm Cable Revenues Cable comm movie channels	1,402.75	1,402.75	1,380.84	15,671.14
14014-312222-0 OL Comm Cable Revenues Comm-HD Tier	59.70	59.70	54.73	841.11
14014-312260-0 OL Comm Cable Revenues Cable comm rental STB	393.65	393.65	389.67	4,477.59
14014-312263-0 OL Comm Cable Revenues Comm Comcast ad insertion	46,902.79	20,064.91	13,121.95	204,337.86
14014-312265-0 OL Comm Cable Revenues Cable comm ad insertion	1,077.65	502.70	796.80	9,641.23
14014-312285-0 OL Comm Cable Revenues Cable MDU - apartment	19,131.15	19,348.75	19,392.82	216,610.02
14014-312287-0 OL Comm Cable Revenues Cable add drops over 5	420.00	550.00	940.00	6,455.00
14022-313400-0 OL Resid Tele Revenues Telephone res base level	51,886.57	52,081.57	52,844.49	593,774.71
14022-313405-0 OL Resid Tele Revenues Res reconnection fee	5,800.00	4,150.00	4,000.00	49,299.11
14022-313406-0 OL Resid Tele Revenues Residential voice mail	577.15	575.17	583.10	6,563.46
14022-313410-0 OL Resid Tele Revenues Teleph res base level 2nd	1,046.48	1,036.91	1,054.26	12,001.97

	November 2022	October 2022	September 2022	November2022
	Actuals	Actuals	Actuals	Actuals YTD
14022-313425-0 OL Resid Tele Revenues Res installation fee	1,230.50	2,383.50	731.25	15,972.04
14022-313434-0 OL Resid Tele Revenues Telephone Plan 81	141.42	137.94	136.30	1,623.60
14022-313440-0 OL Resid Tele Revenues New number change				101.00
14022-313450-0 OL Resid Tele Revenues Telephone res optilink 250	880.60	889.00	889.70	10,069.04
14022-313460-0 OL Resid Tele Revenues Telephone res optilink 500	532.00	525.93	560.00	6,221.13
14022-313481-0 OL Resid Tele Revenues Telephone usage LD	7,245.29	7,841.52	8,357.02	88,239.13
14022-313482-0 OL Resid Tele Revenues Telephone usage internation	506.27	596.21	498.23	5,515.83
14022-313484-0 OL Resid Tele Revenues Revenue for direct assist	153.75	248.75	210.00	1,910.00
14022-313492-0 OL Resid Tele Revenues Res tele CABS billing				4,989.52
14022-313498-0 OL Resid Tele Revenues Credit telephone	(39.90)	(31.96)		(143.01)
14022-325424-0 OL Resid Tele Revenues OL after hrs truck rolled				332.50
14022-325425-0 OL Resid Tele Revenues OL normal hrs truck rolled		195.00	280.00	1,210.00
14022-900904-0 OL Resid Tele Revenues Uncollectable accounts	(1,660.13)	(1,675.62)	(1,671.70)	(18,414.28)
14024-313486-0 OL Comm Tele Revenues Revenue for toll free calls	362.41	322.42	412.46	5,266.59
14024-313500-0 OL Comm Tele Revenues Telephone comm base level	23,409.70	23,377.70	23,886.13	266,203.27
14024-313510-0 OL Comm Tele Revenues Teleph comm base level 2nd	50,525.12	50,631.02	50,849.93	569,004.20
14024-313522-0 OL Comm Tele Revenues Comm 800# - monthly base fee	1,070.00	1,070.00	1,070.00	11,960.66
14024-313524-0 OL Comm Tele Revenues Comm tele voice mail	380.80	364.14	398.45	4,496.20
14024-313525-0 OL Comm Tele Revenues Comm installation fee		(108.75)	2,870.00	6,641.25
14024-313531-0 OL Comm Tele Revenues Tele comm 2500 minutes	1,400.00	1,470.00	1,470.00	16,683.35
14024-313532-0 OL Comm Tele Revenues Comm 1500 minute bundle	756.00	756.00	714.00	8,692.60
14024-313533-0 OL Comm Tele Revenues Comm 5000 minute bundle	1,060.00	1,060.00	1,060.00	11,726.25
14024-313550-0 OL Comm Tele Revenues Telephone comm OL 250	308.00	304.97	315.00	3,559.26
14024-313560-0 OL Comm Tele Revenues Telephone comm OL 500	868.00	868.00	867.07	10,205.06
14024-313561-0 OL Comm Tele Revenues Tele comm OptiLink 1000	588.00	588.00	588.00	6,482.93
14024-313562-0 OL Comm Tele Revenues Tele comm OL 5500	252.63	437.25	437.25	4,625.13
14024-313563-0 OL Comm Tele Revenues Tele comm OptiLink 6500	516.75	516.75	516.75	5,684.25
14024-313564-0 OL Comm Tele Revenues Tele comm OptiLink 7500	397.50	397.50	397.50	4,372.50
14024-313566-0 OL Comm Tele Revenues-Telephone Comm OptiLink 12-0	312.50	312.50	312.50	3,437.50
14024-313567-0 OL Comm Tele Revenues Tele comm OptiLink 17500				1,239.58
14024-313568-0 OL Comm Tele Revenues-Telephone Comm Optilink 20-0	1,250.00	1,250.00	1,250.00	13,750.00
14024-313570-0 OL Comm Tele Revenues Telephone virtual PBX	56,079.86	56,321.28	56,514.32	620,948.53
14024-313580-0 OL Comm Tele Revenues Telephone PRI circuit	12,974.80	13,418.13	13,418.13	149,208.35
14024-313600-0 OL Comm Tele Revenues Comm 800# -500 minutes	100.00	100.00	100.00	1,207.33
14024-313601-0 OL Comm Tele Revenues Comm 800 number 7500 min	600.00	600.00	600.00	7,850.00
14024-313602-0 OL Comm Tele Revenues Comm 800# - 1,000 minutes	200.00	200.00	200.00	2,154.67
14024-313603-0 OL Comm Tele Revenues Comm 800 number 10000 minu				400.00
14024-313604-0 OL Comm Tele Revenues Comm 800# - 1,500 minutes	9,480.00	9,480.00	9,480.00	117,146.67
14024-313605-0 OL Comm Tele Revenues Comm 800 number 12500 minu	1,000.00	1,000.00	1,000.00	11,000.00
14024-313606-0 OL Comm Tele Revenues Comm 800# - 2,500 minutes	900.00	1,000.00	1,000.00	10,900.00
14024-313608-0 OL Comm Tele Revenues Comm 800# - 5,000 minutes	740.00	740.00	740.00	8,266.00
14024-313692-0 OL Comm Tele Revenues Comm tele CABS billing				1,326.32
14024-314498-0 OL Comm Tele Revenues Credit internet		(105.48)	(65.00)	(1,259.80)
14024-325424-0 OL Comm Tele Rev-Truck Roll after hrs				300.00
14024-325425-0 OL Comm Tele Revenues OL normal hrs truck rolled	285.00			285.00
14032-314600-0 OL Resid Internet Revenues Internet res base level	364,347.36	366,660.95	364,247.89	4,073,704.30
14032-314620-0 OL Resid Internet Revenues Internet res enhanc 4mb	179,635.97	178,085.35	175,150.63	1,851,092.57
14032-314640-0 OL Resid Internet Revenues Internet res 1 staticIP	3,004.81	3,040.70	3,024.45	33,847.22
14032-314685-0 OL Resid Internet Revenues Internet res purch wire	5,040.00	7,368.75	5,508.75	65,362.50
14032-900904-0 OL Resid Internet Revenues Uncollectable accounts	(4,132.36)	(4,170.89)	(4,161.15)	(45,836.28)
14034-314700-0 OL Comm Internet Revenues Internet comm base level	103,235.80	102,999.05	102,976.66	1,121,365.77
14034-314720-0 OL Comm Internet Revenues Internet enhanced 4mb	19,822.02	19,215.45	19,306.09	211,201.93
14034-314740-0 OL Comm Internet Revenues Internet comm 1 static	8,121.38	8,084.69	8,219.16	88,217.44
14034-314760-0 OL Comm Internet Revenues Internet comm 5 addtl	10.51	10.51	10.51	115.61
Total IT Optilink	1,448,139.93	1,428,117.91	1,416,114.83	15,674,955.70
IT Other:				
14000-309260-0 IT Revenues IT revenue electric SCADA	48,240.21	48,240.21	48,240.21	530,642.31
14000-309261-0 IT Revenues IT revenue gas SCADA	36,608.60	36,608.60	36,608.60	402,694.60
14000-309262-0 IT Revenues IT revenue water SCADA	43,020.03	43,020.03	43,020.03	473,220.33
14000-309263-0 IT Revenues IT revenue sewer SCADA	81,389.16	81,389.16	81,389.16	895,280.76
14000-309400-0 IT Revenues Broadband-comm 1Mb PTP				52.81
14000-309406-0 IT Revenues Broadband-comm 10Mb PTP	14,205.00	15,685.00	15,255.00	166,835.00
14000-309408-0 IT Revenues Broadband-comm 100Mb PTP	10,045.00	10,045.00	10,045.00	109,960.00
14000-309410-0 IT Revenues Broadband-comm 100Mb PTP CalN	47,015.00	47,015.00	47,015.00	551,888.01
14000-309420-0 IT Revenues Broadband-comm 3Mb DIA	7,200.00	7,125.00	7,215.00	79,050.00
14000-309432-0 IT Revenues Broadband-comm 5 Mb DIA	6.00	6.00	6.00	66.00
14000-309450-0 IT Revenues Broadband-comm 5 add'l email a	31.53	31.53	31.53	346.83
14000-309454-0 IT Revenues Broadband-comm 1.5 Mb DEIA	17,848.60	17,848.60	17,848.60	190,160.09
14000-309456-0 IT Revenues Broadband-comm ASP expande	79.22	79.22	79.22	871.42
14000-309468-0 IT Revenues Commercial rack space	4,280.00	7,650.00	7,650.00	80,090.00
14000-309500-0 IT Revenues Broadband-gov 1 Mb PTP	250.00	250.00	250.00	2,750.00
14000-309502-0 IT Revenues Broadband-gov 1.5 Mb DIA	4,275.00	4,275.00	4,095.00	52,005.00
14000-309506-0 IT Revenues Broadband-gov 10 Mb PTP	761.50	1,110.00	1,110.00	12,221.50
14000-309508-0 IT Revenues Braodband-comm gov 100 Mb PTP	3,780.00	3,780.00	3,780.00	44,291.34
14000-309522-0 IT Revenues Broadband - gov 3 Mb PTP	59.80	59.80	59.80	710.11
14000-309568-0 IT Revenues Govt Rack Space	225.00	225.00	225.00	2,475.00

	November 2022	October 2022	September 2022	November2022
	Actuals	Actuals	Actuals	Actuals YTD
14000-309601-0 IT Revenues Broadband-Edu bundled Mb	5,039.16	5,099.15	5,099.15	52,891.17
14000-309680-0 IT Revenues Custom Broadband	45,387.53	45,411.95	45,322.70	482,073.21
14000-309682-0 IT Revenues Pole attachments	26,536.00	26,562.00	26,466.00	281,141.60
14000-309684-0 IT Revenues Land lease broadband	2,909.50	2,909.50	2,909.50	32,004.50
14000-900904-0 IT Revenues-Uncollectable accounts-0	(2,546.09)	(2,569.82)	(2,563.82)	(28,241.32)
14060-314800-0 GIS Revenues User fees-GIS revenues	305.62	305.62	305.62	3,361.82
Total IT Other	396,951.37	402,161.55	401,462.30	4,418,842.09
Total Operating Revenue	26,513,952.64	36,140,998.20	41,362,430.47	354,426,569.23

Expenses

Electric:

58010-500100-1 ED Oper Supv Eng Salaries and wages - supv	14,972.44	62,522.57	14,972.44	230,739.82
58010-500100-2 ED Oper Supv Eng Salaries and wages - regular	28,095.58	19,740.51	31,612.86	363,859.94
58010-500100-3 ED Oper Supv Eng Salaries and wages - overtime	2,571.00	7,944.38	14,004.57	95,390.64
58010-500100-4 ED Oper Supv Eng Salaries and wages - vac pay	33,733.79	5,162.16	4,916.64	101,151.00
58010-500100-5 ED Oper Supv Eng Salaries and wages - sick pay	4,339.76	6,177.28	2,680.00	55,066.78
58010-500100-6 ED Oper Supv Eng Salaries and wages - bereavemnt	696.00			2,011.85
58010-500100-7 ED Oper Supv Eng Salaries and wages - other	9,538.00	9,069.08	16,672.10	200,662.98
58010-500100-9 ED Oper Supv Eng Salaries & wages-ins dist	19,946.73	20,208.20	19,625.42	228,213.83
58010-500101-1 ED Oper Supv Eng FICA employer	11,020.54	11,758.50	9,532.04	112,673.16
58010-500101-2 ED Oper Supv Eng Retirement - employer	17,087.73	18,400.94	14,410.68	174,305.81
58010-500103-0 ED Oper Supv Eng Education and training	4,041.60			32,616.60
58010-500104-0 ED Oper Supv Eng Certifications & licenses	205.00			205.00
58010-500105-1 ED Oper Supv Eng Travel - lodging	728.50			4,271.21
58010-500105-2 ED Oper Supv Eng Travel - meals	394.87			1,805.16
58010-500105-3 ED Oper Supv Eng travel - mileage				107.71
58010-500105-4 ED Oper Supv Eng Travel - transportation				40.00
58010-500106-0 ED Oper Supv Eng Contracted labor	6,842.14	57.06	5,057.09	40,534.68
58010-500107-0 ED Oper Supv Eng Materials and supplies	10,863.67	13,267.99	22,021.53	94,997.21
58010-500110-0 ED Oper Supv Eng Small tools expense	552.88	1,199.68	2,698.00	7,936.20
58010-500111-1 ED Oper Supv Eng Truck expense - fuel	9,740.49	7,011.59	9,016.17	72,973.43
58010-500111-2 ED Oper Supv Eng Truck expense - maintenance	2,207.21	226.80	536.55	15,911.79
58010-500111-3 ED Oper Supv Eng Truck expense - repairs	9,094.47	5,915.16	3,392.87	76,227.29
58010-500112-0 ED Oper Supv Eng Equipment repair & maintenance	151.50	246.50	2,662.64	5,872.39
58010-500113-0 ED Oper Supv Eng Contracted maintenance	50,509.10	128,473.77	44,244.00	223,226.87
58010-500118-0 ED Oper Supv Eng Telephone	808.92	730.74	727.97	7,640.11
58010-500125-0 ED Oper Supv Eng Waste management & disposal	1,058.74	180.00	537.38	7,255.61
58010-500127-0 ED Oper Supv Eng Material repair allocation				
58010-500130-0 ED Oper Supv Eng Customer goodwill	167.97			403.49
58010-500137-0 ED Oper Supv Eng Postage		79.43	100.33	457.36
58010-500158-0 ED Oper Supv Eng Uniform expense	2,216.87	2,046.24	1,986.39	46,598.71
58010-500202-0 ED Oper Supv Eng Inventory adjustment				14,006.58
58010-900921-0 ED Oper Supv Eng Office supplies	85.56	350.91	44.99	1,480.18
58010-900924-1 ED Oper Supv Eng Insurance - property	6,683.39	6,683.39	6,683.39	73,517.29
58011-500100-1 ED Engr Prev 99114 Salaries and wages - supv	35,169.06	40,668.13	(8,025.97)	490,789.04
58011-500100-2 ED Engr Prev 99114 Salaries and wages - regular	29,278.72	27,954.30	27,532.89	307,248.08
58011-500100-3 ED Engr Prev 99114 Salaries and wages - overtime	393.90	566.04	604.82	4,082.34
58011-500100-4 ED Engr Prev 99114 Salaries and wages - vac pay	32,483.18	1,708.00	1,313.44	51,516.97
58011-500100-5 ED Engr Prev 99114 Salaries and wages - sick pay	1,493.98	258.50	747.15	10,504.58
58011-500100-6 ED Engr Prev 99114 Salaries and wages - bereavemnt				1,415.50
58011-500100-7 ED Engr Prev 99114 Salaries and wages - other	3,504.65	2.79	1,052.64	70,994.59
58011-500100-9 ED Engr Prev 99114 Salaries & wages-ins dist	14,361.64	14,549.90	14,130.30	153,035.04
58011-500101-1 ED Engr Prev 99114 FICA employer	7,922.82	5,508.41	6,387.53	75,941.00
58011-500101-2 ED Engr Prev 99114 Retirement - employer	14,794.69	10,490.83	10,102.66	137,743.09
58011-500103-0 ED Engr Prev 99114 Education and training	5,384.59	1,307.95		12,242.54
58011-500104-0 ED Engr Prev 99114 Certifications & licenses				577.54
58011-500105-1 ED Engr Prev 99114 Travel - lodging	1,001.24	381.59	129.12	2,817.73
58011-500105-2 ED Engr Prev 99114 Travel - meals	234.54		66.96	1,653.42
58011-500105-4 ED Engr Prev 99114 Travel - transportation			62.00	388.86
58011-500106-0 ED Engr Prev 99114 Contracted labor	2,398.22	22,246.14	2,410.74	60,075.71
58011-500107-0 ED Engr Prev 99114 Materials and supplies	343.70		20.89	1,250.26
58011-500110-0 ED Engr Prev 99114 Small tools expense	2,196.79	39.92	60.61	13,580.93
58011-500111-1 ED Engr Prev 99114 Truck expense - fuel	1,771.75	1,254.56	1,643.72	11,740.27
58011-500111-2 ED Engr Prev 99114 Truck expense - maintenance	4.57	15.39		1,083.81
58011-500111-3 ED Engr Prev 99114 Truck expense - repairs	8,132.36	171.91		29,112.99
58011-500112-0 ED Engr Prev 99114 Equipment repair & maintenance			258.00	2,438.00
58011-500137-0 ED Engr Prev 99114 Postage			63.86	95.94
58011-500157-0 ED Engr Prev 99114 Mobile phones	383.04	483.47	385.81	4,410.58
58011-500158-0 ED Engr Prev 99114 Uniform expense	714.83	659.81	640.51	15,025.72
58011-500180-0 ED Engr Prev 99114 Software				179.88
58011-900200-0 ED Engr Prev 99114 Consultant's fees				710.32
58011-900210-0 ED Engr Prev 99114 Dues, subscrptns & membership				2,765.00
58011-900921-0 ED Engr Prev 99114 Office supplies		46.53		401.75
10000-403403-0 Electric General Depreciation expense	288,642.60	288,642.60	275,771.58	3,068,232.36
10000-461431-0 Electric General Interest exp GPC dep shortage	18.57	36.76	127.71	1,451.07

	November 2022	October 2022	September 2022	November2022
	Actuals	Actuals	Actuals	Actuals YTD
10000-500107-0 Electric General Materials and supplies				(891.25)
10000-500118-0 Electric General Telephone	451.90	455.56	459.59	5,165.88
10000-500119-0 Electric General Legal expense	3,694.59	65,752.82	21,324.15	284,206.83
10000-500137-0 Electric General Postage		950.00		1,905.49
10000-500145-0 Electric General Software support	40,411.54	4,567.01	625.37	97,682.98
10000-500190-0 Electric General Pole attachments	504.38			504.38
10000-500701-0 Electric General All svcs transport charges	5,847.19	5,847.19	7,707.19	64,459.27
10000-500922-0 Electric General I/T Exp SCADA	48,240.21	48,240.21	48,240.21	530,642.31
10000-500930-0 Electric General Administration	402,485.28	377,389.93	340,796.14	4,193,729.22
10000-900921-0 Electric General Office supplies				313.54
10003-450555-2 Electricity Procurement Purchases - SEPA	367,657.45	354,971.43	348,768.41	3,566,470.98
10003-450555-3 Electricity Procurement Embedded capacity (fixed)	352,312.80	352,312.80	352,312.80	3,875,440.80
10003-450555-4 Electricity Procurement Incremental capacity fixed	1,339,594.38	1,342,952.44	1,346,903.11	13,679,626.73
10003-450555-5 Electricity Procurement Embedded energy (variable)	2,025,312.71	1,491,498.07	578,599.87	17,734,252.58
10003-450555-6 Electricity Procurement Incremental energy variabl	5,292,385.40	6,638,844.37	9,393,537.59	79,405,499.35
10003-450555-7 Electricity Procurement Other energy	768,347.85	2,243,625.81	6,343,674.30	44,033,782.52
10003-450555-8 Electricity Procurement Energy expense recovered	(1,134,168.32)	(216,222.14)	(185,159.58)	(4,459,890.59)
10003-900950-0 Electricity Procurement Solar project expenses	79,094.81	74,145.02	78,922.27	843,441.21
10005-401531-0 Electric Transmission Maint of electric plant Duke		3,484.00	1,742.00	19,307.87
10005-401560-0 Electric Transmission Operation supv and eng	8,403.54	7,080.79	22,680.23	53,921.18
10005-401561-0 Electric Transmission Load dispatching	18,950.56	16,693.71	86,131.65	184,873.89
10005-401562-0 Electric Transmission Station expenses	5,219.74	5,583.54	9,575.07	50,054.14
10005-401563-0 Electric Transmission Overhead line expenses	(460.91)	1,600.89	1,039.40	10,657.45
10005-401566-0 Electric Transmission Misc transmission expenses	31,690.07	11,752.54	101,593.81	360,493.88
10005-401567-0 Electric Transmission Rents	(6,919.67)	(5,332.80)	(26,956.38)	(71,096.58)
10005-401588-0 Electric Transmission Operation misc distrib expen	2,559.10	2,486.50	2,839.70	21,946.06
10005-401589-0 Electric Transmission Operation rents	6,947.31	5,362.10	26,956.50	71,178.91
10005-401930-0 Electric Transmission Operation A & G expenses	7,863.96	4,478.55	48,815.18	85,240.00
10005-402568-0 Electric Transmission Maint supv and eng	32,835.04	25,695.94	57,173.20	222,836.98
10005-402569-0 Electric Transmission Maint of structures	2,277.63	1,301.09	11,918.86	38,623.50
10005-402570-0 Electric Transmission Maint of station equipment	40,062.99	30,808.99	112,917.34	291,383.19
10005-402571-0 Electric Transmission Maint of overhead lines	63,659.28	75,742.50	29,145.24	563,829.47
10005-402573-0 Electric Transmission Maint of misc trans plant	(360.01)	279,276.87	(220,191.28)	57,832.70
10005-402590-0 Electric Transmission Maint supv and eng	467.04	339.50	3,094.75	4,045.38
10005-402591-0 Electric Transmission Maint of structures	34.64	37.30	0.12	102.33
10005-402592-0 Electric Transmission maint of station equipment	30.67			9,246.74
10005-402595-0 Electric Transmission Maint of line transformers	2,130.75	1,623.70	9,387.24	26,806.37
10005-402598-0 Electric Transmission Maint of misc distrib plant	1,810.02	711.90	14,122.74	21,831.58
10005-402935-0 Electric Transmission Maint A & G expenses	20,994.06	49,120.98	(33,202.01)	146,043.81
10005-403403-0 Electric Transmission Depreciation expense	267,027.71	267,027.71	252,462.74	2,723,606.65
10005-408408-0 Electric Transmission Property tax expense	7,887.71	15,020.74	25,239.85	247,729.26
10005-500117-1 Electric Transmission Utilities - electricity	35.58	33.09	28.23	356.27
10005-900250-0 Electric Transmission Hosting	1,254.01			1,318.66
10106-500906-0 Electric Dist Safety Safety	4,712.67	2,966.28	4,170.65	39,619.48
10108-500136-0 Electric Dist Marketing Services Customer awarenes	691.27	2,249.50	1,808.50	14,116.26
10108-500908-0 Electric Dist Marketing Services Consumer Awarenes	623.59	664.59	648.00	8,880.95
10108-900912-0 Electric Dist Marketing Services Marketing firm	375.00	375.00	375.00	5,225.00
10109-500909-0 Elec Dist Human Resources Human resources	15,090.34	9,849.75	9,851.60	127,824.78
10300-401500-0 Wansley Unit 1 Operation supv and eng	(104,310.69)	163.01	36.88	6,218.03
10300-401501-0 Wansley Unit 1 Fuel	1,810.43	208.51	170,502.67	627,326.26
10300-401502-0 Wansley Unit 1 Steam expenses	(364.88)	(685.07)	4,886.78	3,182.04
10300-401505-0 Wansley Unit 1 Electric expenses	4.47	(284.28)	764.79	17,860.04
10300-401506-0 Wansley Unit 1 Misc steam power expenses	34,445.26	9,194.50	5,960.00	74,068.34
10300-401924-0 Wansley Unit 1 Property insurance	8.00	8.00	720.70	1,169.96
10300-401930-0 Wansley Unit 1 Operation A & G expenses	2,591.33	2,509.81	(8,056.65)	7,326.93
10300-402510-0 Wansley Unit 1 Maint supv and eng	346.40	200.30	244.45	3,489.87
10300-402511-0 Wansley Unit 1 Maint of structures	(195.49)	(251.93)	1,820.33	16,616.32
10300-402512-0 Wansley Unit 1 Maint of boiler plant	1,971.14	840.92	4,384.74	75,586.78
10300-402513-0 Wansley Unit 1 Maint of electric plant	120.09	83.31	9.73	2,339.80
10300-402514-0 Wansley Unit 1 Maint of misc steam plant	451.00	77.45	699.80	6,578.99
10300-402935-0 Wansley Unit 1 Maint A & G expenses	184.41	265.60	(4,543.24)	12,163.64
10300-403403-0 Wansley Unit 1 Depreciation expense	36,267.24	36,267.24	36,109.38	396,572.43
10300-403404-0 Wansley Unit 1 Depr expense-ARO asset-FAS14	2,996.00	2,996.00	2,996.00	32,956.00
10300-403405-0 Wansley Unit 1 Regulatory credit-FAS143	(2,992.00)	(2,992.00)	(2,992.00)	(32,912.00)
10300-408408-0 Wansley Unit 1 Property tax expense	8,281.21	8,281.21	8,281.21	91,093.31
10301-401500-0 Wansley Unit 2 Operation supv and eng	2,050.62	652.77	899.27	15,688.09
10301-401501-0 Wansley Unit 2 Fuel	1,809.53	207.63	299.66	145,594.85
10301-401502-0 Wansley Unit 2 Steam expenses	(365.31)	(685.39)	1,690.33	(2,255.92)
10301-401505-0 Wansley Unit 2 Electric expenses	4.48	(233.20)	456.21	13,677.05
10301-401506-0 Wansley Unit 2 Misc steam power expenses	34,443.37	9,196.49	5,944.64	74,221.51
10301-401924-0 Wansley Unit 2 Property insurance	8.00	8.00	684.35	1,136.31
10301-401930-0 Wansley Unit 2 Operation A & G expenses	2,729.97	2,887.99	(9,798.86)	6,141.82
10301-402510-0 Wansley Unit 2 Maint supv and eng	335.66	200.13	243.33	3,357.51
10301-402511-0 Wansley Unit 2 Maint of structures	(195.49)	(250.97)	1,819.37	16,631.68
10301-402512-0 Wansley Unit 2 Maint of boiler plant	2.72	(571.97)	3,669.41	55,950.31
10301-402513-0 Wansley Unit 2 Maint of electric plant	77.62	66.76	(54.40)	4,992.67
10301-402514-0 Wansley Unit 2 Maint of misc steam plant	451.00	77.45	699.80	6,575.96
10301-402935-0 Wansley Unit 2 Maint A & G expenses	48.44	(112.58)	(6,826.05)	8,586.52

	November 2022	October 2022	September 2022	November2022
	Actuals	Actuals	Actuals	Actuals YTD
10301-403403-0 Wansley Unit 2 Depreciation expense	20,783.92	20,783.92	20,783.93	228,623.09
10301-408408-0 Wansley Unit 2 Property tax expense	8,281.21	8,281.21	8,281.21	91,093.31
10302-401500-0 Scherer Unit 1 Operation supv and eng	3,829.77	2,896.86	2,568.47	21,421.48
10302-401501-0 Scherer Unit 1 Fuel	476,323.84	47,713.51	22,849.01	6,361,640.85
10302-401502-0 Scherer Unit 1 Steam expenses	1,339.99	908.83	5,480.51	24,078.03
10302-401505-0 Scherer Unit 1 Electric expenses	1,124.59	1,060.33	1,347.56	20,796.76
10302-401506-0 Scherer Unit 1 Misc steam power expenses	35,371.36	12,596.37	10,278.67	90,874.95
10302-401924-0 Scherer Unit 1 Property insurance	18.00	18.00	688.36	1,115.44
10302-401930-0 Scherer Unit 1 Operation A & G expenses	5,203.28	918.93	(421.52)	21,352.03
10302-402510-0 Scherer Unit 1 Maint supv and eng	1,545.19	2,487.97	1,861.90	16,264.01
10302-402511-0 Scherer Unit 1 Maint of structures	3,200.78	6,705.31	3,720.66	30,743.90
10302-402512-0 Scherer Unit 1 Maint of boiler plant	5,788.77	50,197.46	31,425.48	191,449.03
10302-402513-0 Scherer Unit 1 Maint of electric plant	(17,650.87)	12,145.40	35,683.61	40,737.24
10302-402514-0 Scherer Unit 1 Maint of misc steam plant	2,349.08	1,769.61	1,281.13	9,986.17
10302-402935-0 Scherer Unit 1 Maint A & G expenses	(553.13)	3,732.61	(1,739.43)	22,462.85
10302-403403-0 Scherer Unit 1 Depreciation expense	36,786.91	36,786.91	36,487.29	400,080.05
10302-403404-0 Scherer Unit 1 Depr expense-ARO asset-FAS14	2,909.00	2,909.00	2,909.00	31,999.00
10302-403405-0 Scherer Unit 1 Regulatory credit-FAS143	(2,909.00)	(2,909.00)	(2,909.00)	(31,999.00)
10302-408408-0 Scherer Unit 1 Property tax expense	16,870.66	16,870.66	16,870.66	185,577.26
10303-401500-0 Scherer Unit 2 Operation supv and eng	4,021.10	2,648.97	2,477.09	26,789.83
10303-401501-0 Scherer Unit 2 Fuel	350,595.45	24,081.46	280,091.77	2,788,987.67
10303-401502-0 Scherer Unit 2 Steam expenses	1,029.96	820.02	1,972.86	12,537.87
10303-401505-0 Scherer Unit 2 Electric expenses	1,016.93	977.33	1,191.88	13,433.39
10303-401506-0 Scherer Unit 2 Misc steam power expenses	34,821.05	12,168.11	10,249.43	91,155.73
10303-401924-0 Scherer Unit 2 Property insurance	18.00	18.00	688.31	1,115.38
10303-401930-0 Scherer Unit 2 Operation A & G expenses	2,757.65	2,427.94	(1,637.59)	108,968.75
10303-402510-0 Scherer Unit 2 Maint supv and eng	1,349.36	2,041.18	1,619.55	16,036.83
10303-402511-0 Scherer Unit 2 Maint of structures	2,543.56	1,880.89	2,284.93	21,798.12
10303-402512-0 Scherer Unit 2 Maint of boiler plant	16,653.71	6,659.24	13,862.94	116,796.22
10303-402513-0 Scherer Unit 2 Maint of electric plant	1,847.42	2,238.20	1,448.71	15,582.07
10303-402514-0 Scherer Unit 2 Maint of misc steam plant	1,998.17	907.04	935.09	(8,469.87)
10303-402935-0 Scherer Unit 2 Maint A & G expenses	1,529.11	1,933.17	(2,323.29)	(69,060.94)
10303-403403-0 Scherer Unit 2 Depreciation expense	21,130.33	21,130.33	21,130.35	232,334.60
10303-408408-0 Scherer Unit 2 Property tax expense	16,870.66	(12,015.39)	16,870.66	156,691.21
10309-401517-0 Hatch Unit 1 Operation supv and eng	259,918.90	48,801.33	47,089.00	1,076,212.59
10309-401518-0 Hatch Unit 1 Nuclear fuel expense	98,356.00	102,185.00	97,628.00	991,176.11
10309-401519-0 Hatch Unit 1 Coolants and water	2,777.62	7,786.81	8,566.69	98,270.68
10309-401520-0 Hatch Unit 1 Steam expenses	3,762.48	10,780.97	10,386.70	174,638.86
10309-401524-0 Hatch Unit 1 Misc nuclear power expenses	9,645.90	105,945.01	93,968.59	1,148,723.36
10309-401525-0 Hatch Unit 1 Rents	11.61	220.12	241.49	3,063.76
10309-401924-0 Hatch Unit 1 Property insurance	25.00	25.00	(7,012.88)	(60,965.71)
10309-402528-0 Hatch Unit 1 Maint supv and eng	7,485.54	17,977.38	20,691.44	314,754.99
10309-402529-0 Hatch Unit 1 Maint of structures	3,286.50	7,009.94	3,286.60	65,517.12
10309-402530-0 Hatch Unit 1 Maint of boiler plant	2,908.24	4,569.65	5,792.89	152,198.99
10309-402532-0 Hatch Unit 1 Maint of misc nuclear plant	27,840.31	15,156.60	18,606.93	372,562.46
10309-402935-0 Hatch Unit 1 Maint A & G expenses	3,036.25	2,654.43	889.34	47,624.41
10309-403403-0 Hatch Unit 1 Depreciation expense	71,230.66	71,230.66	69,689.53	762,444.35
10309-403404-0 Hatch Unit 1 Depr expense-ARO asset-FAS14	22,183.00	22,183.00	22,183.00	244,013.00
10309-403405-0 Hatch Unit 1 Regulatory credit-FAS143	(95,632.00)	(95,632.00)	(95,632.00)	(1,051,952.00)
10309-403408-0 Hatch Unit 1 Accretion expense-FAS143	73,449.00	73,449.00	73,449.00	807,939.00
10309-408408-0 Hatch Unit 1 Property tax expense	20,616.05	20,616.05	20,616.05	226,776.55
10310-401517-0 Hatch Unit 2 Operation supv and eng	284,226.03	61,206.01	42,163.24	852,199.99
10310-401518-0 Hatch Unit 2 Nuclear fuel expense	100,637.00	79,517.00	100,391.00	1,096,111.11
10310-401519-0 Hatch Unit 2 Coolants and water	2,777.62	7,786.81	8,566.69	88,534.94
10310-401520-0 Hatch Unit 2 Steam expenses	6,136.18	10,842.21	10,116.37	109,620.36
10310-401524-0 Hatch Unit 2 Misc nuclear power expenses	(10,962.46)	98,452.23	90,673.71	963,469.86
10310-401525-0 Hatch Unit 2 Rents	11.61	220.12	241.49	2,863.25
10310-401924-0 Hatch Unit 2 Property insurance	25.00	25.00	(7,012.88)	(60,965.71)
10310-401930-0 Hatch Unit 2 Operation A & G expenses	19,221.79	9,878.76	35,239.32	156,644.03
10310-402528-0 Hatch Unit 2 Maint supv and eng	6,501.87	18,837.59	31,118.46	228,297.04
10310-402529-0 Hatch Unit 2 Maint of structures	1,548.17	2,510.89	1,726.33	20,777.10
10310-402530-0 Hatch Unit 2 Maint of boiler plant	3,186.58	12,977.05	8,149.32	59,652.66
10310-402531-0 Hatch Unit 2 Maint of electric plant	14,169.25	7,826.91	1,424.86	47,156.35
10310-402532-0 Hatch Unit 2 Maint of misc nuclear plant	6,703.09	11,986.07	(2,341.08)	76,237.03
10310-402935-0 Hatch Unit 2 Maint A & G expenses	2,187.41	3,000.12	9,308.25	35,717.33
10310-403403-0 Hatch Unit 2 Depreciation expense	20,267.87	20,267.87	19,562.28	214,598.98
10310-403404-0 Hatch Unit 2 Depr expense-ARO asset-FAS14	19,594.00	19,594.00	19,594.00	215,534.00
10310-403405-0 Hatch Unit 2 Regulatory credit-FAS143	(93,161.00)	(93,161.00)	(93,161.00)	(1,024,771.00)
10310-403408-0 Hatch Unit 2 Accretion expense-FAS143	73,567.00	73,567.00	73,567.00	809,237.00
10310-408408-0 Hatch Unit 2 Property tax expense	20,616.05	20,616.05	20,616.05	226,776.55
10311-401517-0 Vogtle Unit 1 Operation supv and eng	227,815.41	28,111.86	19,971.31	594,260.44
10311-401518-0 Vogtle Unit 1 Nuclear fuel expense	91,581.00	94,636.00	91,501.00	1,006,556.00
10311-401519-0 Vogtle Unit 1 Coolants and water	5,325.00	5,463.35	4,467.38	55,295.41
10311-401520-0 Vogtle Unit 1 Steam expenses	6,038.29	6,097.82	4,642.75	54,030.32
10311-401523-0 Vogtle Unit 1 Electric expenses		320.05	159.65	1,683.30
10311-401524-0 Vogtle Unit 1 Misc nuclear power expenses	57,529.12	73,783.42	64,193.58	790,254.59
10311-401525-0 Vogtle Unit 1 Rents	232.04	215.89	242.38	2,742.42
10311-401924-0 Vogtle Unit 1 Property insurance	22.00	22.00	(7,206.13)	(11,109.20)

	November 2022	October 2022	September 2022	November2022
	Actuals	Actuals	Actuals	Actuals YTD
10311-401930-0 Vogtle Unit 1 Operation A & G expenses	16,580.78	7,850.68	49,781.30	166,595.73
10311-402528-0 Vogtle Unit 1 Maint supv and eng	7,592.50	6,191.46	6,112.90	63,827.73
10311-402529-0 Vogtle Unit 1 Maint of structures	10,774.50	8,994.42	1,889.57	40,738.25
10311-402530-0 Vogtle Unit 1 Maint of boiler plant	5,887.36	4,490.43	3,682.99	52,385.97
10311-402531-0 Vogtle Unit 1 Maint of electric plant	1,535.66	3,315.89	1,313.15	43,523.61
10311-402532-0 Vogtle Unit 1 Maint of misc nuclear plant	17,989.87	172.02	15,904.82	126,073.34
10311-402935-0 Vogtle Unit 1 Maint A & G expenses	2,444.62	1,626.47	15,259.09	43,953.17
10311-403403-0 Vogtle Unit 1 Depreciation expense	86,138.10	86,138.10	84,794.51	928,210.77
10311-403404-0 Vogtle Unit 1 Depr expense-ARO asset-FAS14	15,508.00	15,508.00	15,508.00	170,588.00
10311-403405-0 Vogtle Unit 1 Regulatory credit-FAS143	(55,402.00)	(55,402.00)	(55,402.00)	(609,422.00)
10311-403408-0 Vogtle Unit 1 Accretion expense-FAS143	39,894.00	39,894.00	39,894.00	438,834.00
10311-408408-0 Vogtle Unit 1 Property tax expense	26,850.46	26,850.46	26,850.46	295,355.06
10312-401517-0 Vogtle Unit 2 Operation supv and eng	211,105.53	28,427.64	20,831.25	723,128.69
10312-401518-0 Vogtle Unit 2 Nuclear fuel expense	87,185.00	89,953.00	86,995.00	883,597.00
10312-401519-0 Vogtle Unit 2 Coolants and water	5,320.62	5,467.73	4,470.20	60,624.05
10312-401520-0 Vogtle Unit 2 Steam expenses	4,824.69	6,105.18	4,619.13	97,102.67
10312-401523-0 Vogtle Unit 2 Electric expenses		320.05	159.65	1,683.30
10312-401524-0 Vogtle Unit 2 Misc nuclear power expenses	56,690.38	71,510.78	63,792.31	814,625.24
10312-401525-0 Vogtle Unit 2 Rents	232.04	215.89	242.38	2,742.42
10312-401924-0 Vogtle Unit 2 Property insurance	22.00	22.00	(7,206.13)	(11,109.20)
10312-401930-0 Vogtle Unit 2 Operation A & G expenses	16,390.69	7,425.32	5,922.23	159,813.06
10312-402528-0 Vogtle Unit 2 Maint supv and eng	7,410.23	5,188.19	6,245.20	107,258.40
10312-402529-0 Vogtle Unit 2 Maint of structures	9,469.72	8,618.07	4,336.32	63,149.00
10312-402530-0 Vogtle Unit 2 Maint of boiler plant	9,470.27	2,504.71	1,007.49	268,716.17
10312-402531-0 Vogtle Unit 2 Maint of electric plant	16,378.78	6,750.93	7,714.18	198,294.64
10312-402532-0 Vogtle Unit 2 Maint of misc nuclear plant	9,306.81	8,863.44	11,340.32	168,952.64
10312-402935-0 Vogtle Unit 2 Maint A & G expenses	3,067.18	2,109.18	1,922.09	(6,484.64)
10312-403403-0 Vogtle Unit 2 Depreciation expense	19,180.57	19,180.57	19,180.57	210,986.27
10312-403404-0 Vogtle Unit 2 Depr expense-ARO asset-FAS14	14,407.00	14,407.00	14,407.00	158,477.00
10312-403405-0 Vogtle Unit 2 Regulatory credit-FAS143	(54,917.00)	(54,917.00)	(54,917.00)	(604,087.00)
10312-403408-0 Vogtle Unit 2 Accretion expense-FAS143	40,510.00	40,510.00	40,510.00	445,610.00
10312-408408-0 Vogtle Unit 2 Property tax expense	26,850.46	26,850.46	26,850.46	295,355.06
10313-401517-0 Vogtle Unit 3 Operation supv and eng	23,750.65	28,870.48	19,443.87	475,262.94
10313-401924-0 Vogtle Unit 3 Property insurance	729.30	43.00	43.00	2,339.30
10313-401930-0 Vogtle Unit 3 Operation A & G expenses	417.19	442.29	2,365.41	32,330.54
10313-408408-0 Vogtle Unit 3-Property tax expense	132,405.70	132,405.70	132,405.70	1,456,462.70
10314-401517-0 Vogtle Unit 4 Operation supv and eng	(1,820.50)	(257.58)	(1,784.38)	(46,564.53)
10314-401924-0 Vogtle Unit 4 Property insurance	43.00	43.00	43.00	1,653.00
10314-401930-0 Vogtle Unit 4 Operation A & G expenses	417.00	442.29	2,315.79	(22,958.19)
10314-408408-0 Vogtle Unit 4-Property tax expense	132,405.70	132,405.70	132,405.70	1,456,462.70
10100-392447-0 Electric Other Credits Wansley CT credit	691.23	99.27	952.29	2,536.17
Total Electric	14,233,295.16	16,427,125.50	22,254,122.71	210,135,798.09
Water:				
12310-403403-0 RW Treatment Operating Depreciation expense	350,268.09	350,268.09	103,329.77	1,629,554.97
12310-500100-1 RW Treatment Operating Salaries and wages - supv	6,577.82	6,533.96	6,577.81	81,490.49
12310-500100-2 RW Treatment Operating Salaries and wages - regula	26,663.44	27,158.36	24,227.84	301,746.71
12310-500100-3 RW Treatment Operating Salaries and wages overtime	5,111.85	7,604.16	7,025.82	65,902.03
12310-500100-4 RW Treatment Operating Salaries and wages vac pay	17,705.36	1,188.00	2,579.52	47,052.02
12310-500100-5 RW Treatment Operating Salaries and wages sick pay	3,178.92	1,860.00	1,833.60	31,921.28
12310-500100-6 RW Treatment Operating Salaries and wages bereavem	792.00			836.40
12310-500100-7 RW Treatment Operating Salaries and wages - other	2,587.43	724.10	1,556.64	39,421.49
12310-500100-9 RW Treatment Operating Salaries & wages-ins dist	8,734.01	8,848.50	8,593.32	98,202.90
12310-500101-1 RW Treatment Operating FICA employer	4,579.44	3,236.95	3,332.77	41,408.55
12310-500101-2 RW Treatment Operating Retirement - employer	9,005.98	6,326.89	6,232.12	82,126.30
12310-500103-0 RW Treatment Operating Education and training		475.00		1,810.00
12310-500104-0 RW Treatment Operating Certifications & licenses				160.08
12310-500105-1 RW Treatment Operating Travel - lodging		618.17		1,802.97
12310-500105-2 RW Treatment Operating Travel - meals				315.44
12310-500106-0 RW Treatment Operating Contracted labor				264.00
12310-500107-0 RW Treatment Operating Materials and supplies	609.56	1,164.34	931.99	12,030.04
12310-500108-0 RW Treatment Operating Chemicals	89,721.57	84,523.57	198,271.64	955,819.43
12310-500109-0 RW Treatment Operating Equip & tool rental				1,653.55
12310-500110-0 RW Treatment Operating Small tools expense				568.27
12310-500111-1 RW Treatment Operating Truck expense - fuel	982.49	714.65	918.97	17,337.71
12310-500111-2 RW Treatment Operating Truck expense - maintenance		294.61	314.01	1,046.26
12310-500111-3 RW Treatment Operating Truck expense - repairs	25.00	186.96	249.04	3,718.44
12310-500112-0 RW Treatment Operating eqpt repair & maintenance	6,941.67	465.31	543.05	14,905.83
12310-500113-0 RW Treatment Operating Contracted maintenance	38,844.00	8,199.00	23,100.00	96,384.00
12310-500114-0 RW Treatment Operating Building repair & maintenanc		568.36		702.66
12310-500117-1 RW Treatment Operating Utilities - electricity	62,256.01	54,171.93	56,983.55	321,071.00
12310-500117-3 RW Treatment Operating Utilities - water	4,000.87	3,710.36	3,107.01	33,213.43
12310-500118-0 RW Treatment Operating Telephone	40.31	40.31	40.35	443.96
12310-500125-0 RW Treatment Operating Waste management & disposal	175.00	175.00	175.00	1,733.00
12310-500132-0 RW Treatment Operating Lab reagents	1,640.44	1,105.26	1,077.69	9,688.39
12310-500137-0 RW Treatment Operating Postage				29.61
12310-500158-0 RW Treatment Operating Uniform expense	737.72	680.94	661.02	15,506.89

	November 2022	October 2022	September 2022	November2022
	Actuals	Actuals	Actuals	Actuals YTD
12310-900921-0 RW Treatment Operating Office supplies				2,440.89
12310-900924-1 RW Treatment Operating Insurance - property	20,000.58	20,000.58	20,000.58	220,006.38
12312-500100-2 RW Mechanical Maintenance Salaries and wages regul	9,203.57	8,292.79	8,265.26	75,880.31
12312-500100-3 RW Mechanical mnt Salaries and wages overtime	437.50	210.22	394.85	3,639.53
12312-500100-4 RW Mechanical Maintenance Salaries and wages vac	899.36	1,319.78	581.68	5,452.02
12312-500100-5 RW Mechanical mnt Salaries and wages sick pay	776.44	704.44	897.05	6,362.09
12312-500100-7 RW Mechanical Maintenance Salaries and wages other	1,093.79	721.05	1,270.84	12,573.08
12312-500100-9 RW Mechanical Maintenance-Salaries & wages-ins dis	2,574.46	2,608.20	2,532.99	7,828.27
12312-500101-1 RW Mechanical Maintenance FICA employer	896.89	808.07	877.20	7,554.02
12312-500107-0 RW Mechanical Maintenance Materials and supplies				770.11
12312-500112-0 RW Mechanical Maintenance eqpt repair & maintenanc	24.62	7,796.71	2,131.35	75,763.08
12312-500113-0 RW Mechanical Maintenance Contracted maintenance		75.00	75.00	477.27
12312-500114-0 RW Mechanical mnt Building repair & mnt	75.00	3,559.62	1,192.52	13,898.83
12312-500170-0 RW Mechanical Maintenance Generator maintenance	7,825.00			18,233.13
12316-500910-0 RW Laboratory Laboratory services	48,450.75	39,645.63	39,076.76	464,719.94
12320-403403-0 MC Treatment Operating Depreciation expense	73,295.11	73,295.11	73,295.12	805,789.49
12320-500100-1 MC Treatment Operating Salaries and wages - supv	1,520.28	1,476.42	1,520.27	24,593.17
12320-500100-2 MC Treatment Operating Salaries and wages - regula	22,700.12	28,116.62	24,524.48	299,083.37
12320-500100-3 MC Treatment Operating Salaries and wages overtime	5,721.75	4,727.88	9,113.10	65,129.89
12320-500100-4 MC Treatment Operating Salaries and wages vac pay	16,504.68	1,208.28	2,078.88	28,875.89
12320-500100-5 MC Treatment Operating Salaries and wages sick pay	246.96	246.96	3,201.36	12,092.97
12320-500100-6 MC Treatment Operating Salaries and wages bereavem				648.24
12320-500100-7 MC Treatment Operating Salaries and wages - other	2,452.18	584.50	1,917.36	33,997.30
12320-500100-9 MC Treatment Operating Salaries & wages-ins dist	8,946.77	9,064.05	8,802.66	84,751.20
12320-500101-1 MC Treatment Operating FICA employer	3,594.28	2,605.63	3,261.64	33,757.62
12320-500101-2 MC Treatment Operating Retirement - employer	6,792.30	4,585.07	5,549.71	59,605.27
12320-500103-0 MC Treatment Operating Education and training				475.00
12320-500104-0 MC Treatment Operating Certifications & licenses		142.00		142.00
12320-500105-2 MC Treatment Operating Travel - meals		50.17		272.26
12320-500105-3 MC Treatment Operating Travel - mileage		226.63		560.08
12320-500107-0 MC Treatment Operating Materials and supplies		731.29	20.39	1,095.25
12320-500108-0 MC Treatment Operating Chemicals			2,843.00	18,067.32
12320-500111-1 MC Treatment Operating Truck expense - fuel	425.13	309.24	397.65	4,776.00
12320-500111-2 MC Treatment Operating Truck expense - maintenance				34.29
12320-500111-3 MC Treatment Operating Truck expense - repairs				195.16
12320-500113-0 MC Treatment Operating Contracted maintenance				14,230.00
12320-500117-1 MC Treatment Operating Utilities - electricity	(2,793.09)	9,515.39	6,068.98	16,358.25
12320-500117-2 MC Treatment Operating Utilities - natural gas	661.53	75.84	27.70	10,994.02
12320-500117-3 MC Treatment Operating Utilities - water	888.95	728.65	2,023.68	24,500.19
12320-500125-0 MC Treatment Operating Waste management & disposal				821.00
12320-500132-0 MC Treatment Operating Lab reagents			217.28	373.88
12320-500158-0 MC Treatment Operating Uniform expense	458.39	423.11	410.74	9,635.46
12320-900921-0 MC Treatment Operating Office supplies				529.58
12320-900924-1 MC Treatment Operating Insurance - property	11,931.55	11,931.55	11,931.55	131,247.05
12322-500100-2 MC Mechanical Maint Salaries and wages regular	4,601.77	4,146.40	4,132.64	37,940.17
12322-500100-3 MC Mechanical Maint Salaries and wages overtime	218.76	105.11	197.43	1,819.83
12322-500100-4 MC Mechanical Maint Salaries and wages vac pay	449.68	659.89	290.84	2,726.02
12322-500100-5 MC Mechanical Maint Salaries and wages sick	388.22	352.22	448.53	3,181.05
12322-500100-7 MC Mechanical Maint Salaries and wages other	546.93	360.54	635.43	6,286.67
12322-500100-9 MC Mechanical Maintenance-Salaries & wages-ins dist	1,287.23	1,304.10	1,266.49	3,914.13
12322-500101-1 MC Mechanical Maint FICA employer	448.56	404.04	438.63	3,777.35
12322-500109-0 MC Mechanical Maint Equipment & tool rental				500.00
12322-500112-0 MC Mechanical Maint eqpt repair & maintenance	34.50		22.50	30,323.53
12322-500114-0 MC Mechanical Maint Building repair & mnt	523.54	83.94		6,536.76
12322-500170-0 MC Mechanical Maint Generator maintenance	1,000.00			4,337.41
12323-500114-0 MC Technical mnt Building repair & mnt				83.94
12330-401507-0 FS Treatment Operating Rents	4,370.00	4,370.00	4,370.00	48,070.00
12330-403403-0 FS Treatment Operating Depreciation expense	6,696.69	6,696.69	6,696.68	73,663.53
12330-500107-0 FS Treatment Operating Materials and supplies	46.19	148.25		321.24
12330-500108-0 FS Treatment Operating Chemicals	913.00		881.50	10,444.40
12330-500112-0 FS Treatment Operating eqpt repair & maintenance		465.31		465.31
12330-500114-0 FS Treatment Operating Building repair & maintenanc				58.85
12330-500117-1 FS Treatment Operating Utilities - electricity	5,844.05	5,795.38	6,420.30	60,220.12
12330-500125-0 FS Treatment Operating Waste management & disposal	95.00	95.00	95.00	470.00
12330-900921-0 FS Treatment Operating Office supplies				262.01
12330-900924-1 FS Treatment Operating Insurance - property	3,510.35	3,510.35	3,510.35	38,613.85
12332-500112-0 FS Mechanical Maintenance eqpt repair & maintenance				352.23
12332-500114-0 FS Mechanical Maintenance Building repair & mnt		98.10		537.64
12332-500170-0 FS Mechanical Maintenance Generator maintenance	750.00			3,431.81
12000-500930-0 Water General Administration	480,880.12	417,280.02	409,221.70	5,152,829.57
12000-900200-0 Water General-Consultant's fees	9,593.75	4,531.25	5,360.37	24,492.25
12001-500106-0 Water Distribution Contracted labor	54.87	57.06	51.09	525.93
12001-500118-0 Water Distribution Telephone	451.90	455.56	459.59	5,165.88
12001-500137-0 Water Distribution Postage		879.43	100.33	2,061.98
12001-500145-0 Water Distribution Software support	40,411.57	4,567.01	679.36	97,736.97
12001-500190-0 Water Distribution Pole attachments	504.38			504.38
12001-500701-0 Water Distribution All svcs transport charges	5,847.19	5,847.19	7,707.19	64,459.27
12001-500922-0 Water Distribution I/T Exp SCADA	8,604.01	8,604.01	8,604.01	94,644.11

	November 2022	October 2022	September 2022	November2022
	Actuals	Actuals	Actuals	Actuals YTD
12001-900921-0 Water Distribution Office supplies	85.56	44.99	44.99	809.74
12002-500106-0 Water Treatment Contracted labor	54.87	57.06	51.09	525.93
12002-500137-0 Water Treatment Postage		1,329.43	100.33	2,964.59
12002-500922-0 Water Treatment I/T Exp SCADA	34,416.02	34,416.02	34,416.02	378,576.22
12002-900921-0 Water Treatment Office supplies	85.56	44.99	44.99	496.20
12114-500904-0 Wtr Dist Operational Services Operational services	10,867.71	6,699.47	6,563.20	64,977.77
12116-500906-0 Wtr Dist Safety Safety	3,806.39	2,395.84	3,368.60	32,000.36
12117-500907-0 Wtr Dist Envir & PreTreatment Environmental/pretr	9,418.92	8,509.07	8,577.43	105,051.84
12118-500136-0 Wtr Dist Marketing Services Customer awareness	782.93	2,341.16	1,405.16	13,354.07
12118-500908-0 Wtr Dist Marketing Services Consumer Awareness	2,158.00	2,299.89	2,242.45	30,733.34
12118-900912-0 Wtr Dist Marketing Services Marketing firm	375.00	375.00	375.00	5,225.00
12119-500909-0 Wtr Dist Human Resources Human resources	12,188.35	7,955.57	7,957.06	103,243.09
12124-500904-0 Wtr Trt Operational Services Operational services	10,867.71	6,699.47	6,563.20	64,977.77
12126-500906-0 Wtr Trt Safety Safety	3,806.39	2,395.84	3,368.60	32,000.36
12127-500907-0 Wtr Trt Envir & PreTreatment Environmental/pretr	9,418.92	8,509.07	8,577.43	105,051.84
12128-500908-0 Wtr Trt Marketing Services Consumer Awareness	357.87	381.41	371.88	5,096.70
12129-500909-0 Wtr Trt Human Resources Human resources	12,188.35	7,955.57	7,957.06	103,243.09
12506-403403-0 City Water GWS Operating Depreciation expense	103,716.76	103,716.76	101,073.15	1,111,778.75
12506-450600-1 City Water GWS Operating Purch wtr exp-Catoosa	2,341.52	1,221.13	1,458.71	19,252.51
12506-450600-2 City Water GWS Operating Purch wtr exp-East Side	13,742.64	33,825.00	11,902.32	195,748.80
12506-450600-4 City Water GWS Operating-Purch wtr exp-Chatsworth		121.00	35.20	1,187.49
12506-500100-1 City Water GWS Oper Salaries and wages - supv	10,600.38	10,540.57	10,600.38	85,574.54
12506-500100-2 City Water GWS Oper Salaries and wages regular	37,454.91	41,389.09	37,974.50	383,984.27
12506-500100-3 City Water GWS Oper Salaries and wages overtime	8,304.91	16,236.18	4,751.82	67,762.33
12506-500100-4 City Water GWS Oper Salaries and wages vac pay	20,648.68	1,351.04	3,672.78	39,421.27
12506-500100-5 City Water GWS Oper Salaries and wages sick	2,238.14	1,054.60	2,570.14	17,804.17
12506-500100-6 City Water GWS Oper Salaries and wages bereav	147.20			805.67
12506-500100-7 City Water GWS Oper Salaries and wages other	8,049.02	8,560.34	6,519.82	86,719.60
12506-500100-9 City Water GWS Oper Salaries & wages-ins dist	17,712.69	17,944.88	17,427.37	176,980.74
12506-500101-1 City Water GWS Operating FICA employer	6,398.24	5,689.85	5,081.97	48,758.26
12506-500101-2 City Water GWS Operating Retirement - employer	8,410.81	7,961.13	6,844.26	84,554.42
12506-500103-0 City Water GWS Operating Education and training			371.00	1,402.00
12506-500104-0 City Water GWS Operating Certifications & licenses			155.00	1,504.00
12506-500105-2 City Water GWS Operating Travel - meals	93.90			93.90
12506-500107-0 City Water GWS Operating Materials and supplies	32,565.08	17,470.18	29,166.05	255,752.63
12506-500109-0 City Water GWS Operating Equipment & tool rental				2,892.43
12506-500110-0 City Water GWS Operating Small tools expense	3,264.10	1,219.15	2,588.52	14,356.35
12506-500111-1 City Water GWS Operating Truck expense - fuel	10,102.89	7,348.72	9,449.68	97,858.89
12506-500111-2 City Water GWS Operating Truck expense maintenance	387.82	1,641.37	1,326.03	22,098.65
12506-500111-3 City Water GWS Operating Truck expense - repairs	29,279.44	10,668.73	18,605.36	176,840.86
12506-500112-0 City Water GWS Operating eqpt repair & maintenance	935.44	234.50	3,544.58	15,122.47
12506-500113-0 City Water GWS Operating Contracted maintenance	20,660.80	12,747.01	17,276.74	140,131.71
12506-500117-1 City Water GWS Operating Utilities - electricity	137,695.19	146,804.50	163,203.82	1,459,212.07
12506-500118-0 City Water GWS Operating Telephone	700.17	220.17	220.31	2,950.24
12506-500125-0 City Water GWS Operating Waste management & dispos	678.50	1,182.00	376.00	5,209.43
12506-500127-0 City Water GWS Operating Material repair allocatio				
12506-500130-0 City Water GWS Operating Customer goodwill	5,144.92	5,144.92	5,394.92	42,213.36
12506-500158-0 City Water GWS Operating Uniform expense	832.18	768.13	745.67	17,492.57
12506-500202-0 City Water GWS Operating Inventory adjustment				23,651.32
12506-900924-1 City Water GWS Operating Insurance - property	2,754.70	2,754.70	2,754.70	30,301.70
12510-403403-0 North Water Operating Expenses Depreciation expens	74,029.52	74,029.52	74,029.51	814,324.69
12510-900924-1 North Water Operating Expenses Insurance property	2,419.05	2,419.05	2,419.05	26,609.55
12516-403403-0 North Water GWS Operating Depreciation expense	1,282.32	1,282.32	1,282.33	14,105.61
12516-500100-1 North Water GWS Oper Salaries and wages - supv				9,624.70
12516-500100-2 North Water GWS Oper Salaries and wages regular				79,423.73
12516-500100-3 North Water GWS Oper Salaries and wages overtime				9,144.74
12516-500100-4 North Water GWS Oper Salaries and wages vacation				4,014.64
12516-500100-5 North Water GWS Oper Salaries and wages sick				2,660.90
12516-500100-6 North Water GWS Oper Salaries and wages bereav				111.38
12516-500100-7 North Water GWS Oper Salaries and wages other				25,475.61
12516-500101-1 North Water GWS Operating FICA employer				9,500.62
12516-500107-0 North Water GWS Operating Materials and supplies	2,741.88	8,576.07	8,607.24	51,780.46
12516-500113-0 North Water GWS Operating Contracted maintenance		8,520.00		57,795.50
12516-500117-1 North Water GWS Operating Utilities - electricity	26,443.77	37,956.01	46,311.09	370,059.64
12546-403403-0 West Water GWS Operating Depreciation expense	35,530.82	35,530.82	35,530.82	390,839.02
12546-500100-1 West Water GWS Operating Salaries and wages - supv				7,077.01
12546-500100-2 West Water GWS Oper Salaries and wages regular				63,926.44
12546-500100-3 West Water GWS Oper Salaries and wages overtime				7,360.40
12546-500100-4 West Water GWS Oper Salaries and wages vac pay				3,231.37
12546-500100-5 West Water GWS Operating Salaries and wages sick				2,141.71
12546-500100-6 West Water GWS Operating Salaries and wages bereav				89.66
12546-500100-7 West Water GWS Operating Salaries and wages other				16,979.95
12546-500101-1 West Water GWS Operating FICA employer				7,346.05
12546-500107-0 West Water GWS Operating Materials and supplies	1,958.49	2,324.60	4,093.35	36,742.67
12546-500113-0 West Water GWS Operating Contracted maintenance				1,570.00
12546-500117-1 West Water GWS Operating Utilities - electricity		1,256.05	1,147.70	19,835.01
12556-403403-0 Murray Water GWS Operating Depreciation expense	35.97	35.97	35.96	395.61
12556-500100-1 Murray Water GWS Operating Salaries and wages supv				566.15

	November 2022	October 2022	September 2022	November2022
	Actuals	Actuals	Actuals	Actuals YTD
12556-500100-2 Murray Water GWS Oper Salaries and wages regular				1,937.15
12556-500100-3 Murray Water GWS Oper Salaries and wages overtime				222.87
12556-500100-4 Murray Water GWS Operating Salaries and wages vac				97.89
12556-500100-5 Murray Water GWS Operating Salaries and wages sick				64.88
12556-500100-6 Murray Water GWS Oper Salaries and wages bereav				2.72
12556-500100-7 Murray Water GWS Oper Salaries and wages other				649.95
12556-500101-1 Murray Water GWS Operating FICA employer				258.61
12556-500107-0 Murray Water GWS Operating Materials and supplies	39.17	39.99	46.00	562.38
12556-500117-1 Murray Water GWS Operating Utilities - electricity		50.44	50.27	502.23
12600-403403-0 Whitfield Co Water Project Exp Depreciation expens	77,643.67	77,643.67	77,339.36	850,149.65
Total Water	2,282,720.33	2,077,336.09	1,955,722.09	20,853,782.87
Wastewater:				
13000-500930-0 Wastewater General Administration	167,748.88	145,562.80	142,751.77	1,797,498.71
13000-900200-0 Wastewater General-Consultant's fees	9,593.75	4,531.25	5,360.38	24,492.25
13001-500106-0 Wastewater Collection Contracted labor	54.87	57.06	51.09	525.93
13001-500118-0 Wastewater Collection Telephone	451.90	455.56	459.59	5,165.88
13001-500137-0 Wastewater Collection Postage		179.43	100.33	657.94
13001-500145-0 Wastewater Collection Software support	40,411.54	4,567.01	625.37	97,682.97
13001-500190-0 Wastewater Collection Pole attachments	504.38			504.38
13001-500701-0 Wastewater Collection All svcs transport charges	5,847.19	5,847.19	7,707.19	64,459.27
13001-500922-0 Wastewater Collection I/T Exp SCADA	8,138.92	8,138.92	8,138.92	89,528.12
13001-900921-0 Wastewater Collection Office supplies	85.56	44.99	44.99	809.74
13002-500106-0 Wastewater Treatment Contracted labor	54.87	57.06	51.09	525.93
13002-500137-0 Wastewater Treatment Postage		729.43	100.33	1,761.12
13002-500922-0 Wastewater Treatment I/T Exp SCADA	73,250.24	73,250.24	73,250.24	805,752.64
13002-900921-0 Wastewater Treatment Office supplies	85.56	44.99	44.99	496.20
13114-500904-0 WW Dist Operational Services Operational services	10,295.72	6,346.86	6,217.77	61,557.89
13116-500906-0 WW Dist Safety Safety	3,625.13	2,281.75	3,208.19	30,476.50
13117-500907-0 WW Dist Environ & Pretreatment Envir/pretreatment	8,923.19	8,061.22	8,125.99	99,522.79
13118-500136-0 WW Dist Marketing Services Customer awareness	782.93	2,341.16	1,425.16	12,954.10
13118-500908-0 WW Dist Marketing Services Consumer Awareness	591.34	630.22	614.48	8,421.60
13118-900912-0 WW Dist Marketing Services Marketing firm	375.00	375.00	375.00	5,225.00
13119-500909-0 WW Dist Human Resources Human resources	11,607.95	7,576.73	7,578.16	98,326.77
13120-500910-0 WW Dist Laboratory Services Laboratory services	1,126.76	921.99	908.76	10,807.44
13124-500904-0 WW Treat Operational Services Operational services	10,295.72	6,346.86	6,217.77	61,557.89
13126-500906-0 WW Treatment Safety Safety	3,625.13	2,281.75	3,208.19	30,476.50
13127-500907-0 WW Treatment Environ & Pretreatment Environmenta	8,923.19	8,061.22	8,125.99	99,522.79
13129-500909-0 WW Treat Human Resources Human resources	11,607.95	7,576.73	7,578.16	98,326.77
13134-500904-0 WW LAS Operational Services Operational services	14,871.60	9,167.69	8,981.23	88,916.95
13136-500906-0 WW LAS Safety Safety	5,075.18	3,194.45	4,491.47	42,667.12
13137-500907-0 WW LAS Environ & Pretreatment Environmental/pretre	12,889.05	11,643.99	11,737.54	143,755.15
13139-500909-0 WW LAS Human Resources Human resources	16,251.13	10,607.42	10,609.42	137,657.46
13250-315536-0 Forestry Revenues	(26,645.94)	(16,342.55)	(13,014.81)	(93,924.85)
13251-500100-1 Forestry Land Management Salaries and wages - supv	2,866.42	2,866.42	2,866.40	32,247.08
13251-500100-7 Forestry Land Management Salaries and wages other	226.64			2,101.64
13251-500100-9 Forestry Land Management Salaries & wages-ins dist	531.91	538.89	523.34	1,617.41
13251-500101-1 Forestry Land Management FICA employer	219.77	202.44	214.18	2,449.96
13251-500107-0 Forestry Land Management Materials and supplies				108.19
13251-500118-0 Forestry Land Management Telephone	40.31	40.31	40.35	443.96
13251-500125-0 Forestry Land Management Waste management & dispo				1,430.00
13251-500151-0 Forestry Land Management Regeneration - forestry			10,400.00	10,400.00
13251-500152-0 Forestry Land Management Wildlife management	643.94			4,562.94
13252-500100-2 Forestry Wood Harvesting Salaries and wages regula	2,838.00	3,870.00	3,354.00	40,764.00
13252-500100-3 Forestry Wood Harvesting Salaries and wages overti	38.70			38.70
13252-500100-4 Forestry Wood Harvesting Salaries and wages vac pa	3,612.00	258.00	51.60	5,676.00
13252-500100-5 Forestry Wood Harvesting Salaries and wages sick	258.00		516.00	1,548.00
13252-500100-7 Forestry Wood Harvesting Salaries and wages other	459.07		206.40	5,191.07
13252-500100-9 Forestry Wood Harvesting Salaries & wages-ins dist	1,063.83	1,077.77	1,046.69	10,345.84
13252-500101-1 Forestry Wood Harvesting FICA employer	542.79	307.34	330.82	3,999.56
13252-500101-2 Forestry Wood Harvesting Retirement - employer	1,230.59	752.94	752.94	9,571.67
13252-500111-1 Forestry Wood Harvesting Truck expense - fuel				14,791.05
13502-500100-2 City Wastewater Mech Plant Maint Sal & wages regul	5,438.48	4,900.29	4,884.02	44,838.44
13502-500100-3 City Wastewater Mech Plant Maint Sal & wages-overt	258.52	124.22	233.33	2,150.67
13502-500100-4 City Wastewater Mech Plant Maint Sal & wages-vac p	531.44	779.87	343.72	3,221.65
13502-500100-5 City Wastewater Mech Plant Maint Sal & wages sick	458.80	416.26	530.08	3,759.39
13502-500100-7 City Wastewater Mech Plant Maint Sal & wages other	646.36	426.09	750.96	7,429.67
13502-500100-9 City Wastewater Mech Plant Mnt-Salaries & wage-ins	1,521.27	1,541.21	1,496.77	4,625.80
13502-500101-1 City Wastewater Mech Plant Maint FICA employer	530.03	477.52	518.37	4,464.03
13502-500112-0 City Wastewater Mech Plant Maint eqpt repair & mnt	10,059.26	362.86	152.04	45,568.83
13502-500113-0 City Wastewater Mech Plant contr maint				250.00
13506-403403-0 City Wastewater GWS Operating Depreciation expense	98,713.84	98,713.84	98,369.90	1,081,482.23
13506-470501-0 City Wastewater GWS Operating Fines				1,000.00
13506-500100-1 City Wastewater GWS Operating Sal & wages-supv	9,745.28	9,685.51	9,745.33	123,488.39
13506-500100-2 City Wastewater GWS Operating Sal & wages-regular	15,893.41	16,822.92	14,773.81	171,501.11
13506-500100-3 City Wastewater GWS Operating Sal & wages-overtime	1,893.73	2,714.46	3,149.41	25,159.01
13506-500100-4 City Wastewater GWS Operating Sal & wages-vac pay	7,786.16	344.32	904.32	14,994.30

	November 2022	October 2022	September 2022	November 2022
	Actuals	Actuals	Actuals	Actuals YTD
13506-500100-5 City Wastewater GWS Operating Sal & wages-sick pay	591.36	579.36	129.12	7,187.20
13506-500100-6 City Wastewater GWS Operating Sal & wages-bereav				535.05
13506-500100-7 City Wastewater GWS Operating Sal & wages-other	2,098.47	708.86	2,933.62	38,215.23
13506-500100-9 City Wastewater GWS Operating Sal & wages-ins dist	7,074.44	7,167.17	6,960.48	79,656.90
13506-500101-1 City Wastewater GWS Operating FICA employer	2,738.05	2,193.06	2,409.90	27,365.50
13506-500101-2 City Wastewater GWS Operating Retirement employer	4,803.92	3,818.22	3,914.22	44,504.38
13506-500103-0 City Wastewater GWS Operating Education and traini			300.00	1,634.00
13506-500104-0 City Wastewater GWS Operating Certifications	112.00	45.00		1,231.00
13506-500105-2 City Wastewater GWS Operating Travel - meals	213.78			213.78
13506-500107-0 City Wastewater GWS Operating Materials and suppli	14,255.37	10,243.29	4,429.78	87,725.08
13506-500108-0 City Wastewater GWS Operating Chemicals				1,704.00
13506-500110-0 City Wastewater GWS Operating Small tools expense			906.11	1,152.34
13506-500111-1 City Wastewater GWS Operating Truck expense - fuel	5,594.61	4,069.45	5,232.89	35,821.07
13506-500111-2 City Wastewater GWS Operating Truck expense mnt	1,530.36	109.84	1,410.88	7,606.47
13506-500111-3 City Wastewater GWS Operating Truck expense repair	8,164.12	3,798.60	9,899.17	80,182.79
13506-500112-0 City Wastewater GWS Operating eqpt repair & mnt	717.45	3,521.51	232.07	28,523.50
13506-500113-0 City Wastewater GWS Operating Contracted maintenanc		5,600.00	2,400.00	9,113.95
13506-500117-1 City Wastewater GWS Operating Utilities electricit	12,011.21	11,834.06	12,014.48	125,520.87
13506-500117-2 City Wastewater GWS Operating Utilities natural ga	155.13	159.73	183.37	1,576.06
13506-500117-3 City Wastewater GWS Operating Utilities - water	1,089.20	1,148.00	1,154.15	10,900.01
13506-500118-0 City Wastewater GWS Operating Telephone	886.64	891.15	891.31	9,930.81
13506-500127-0 City Wastewater GWS Operating Material repair allo				
13506-500130-0 City Wastewater GWS Operating Customer goodwill	103.55		2,609.50	7,755.99
13506-500137-0 City Wastewater GWS Operating Postage			37.45	84.23
13506-500158-0 City Wastewater GWS Operating Uniform expense	1,619.85	1,495.17	1,451.44	34,049.38
13506-500202-0 City Wastewater GWS Operating Inventory adjustment				3,262.78
13506-900921-0 City Wastewater GWS Operating Office supplies				492.87
13506-900924-1 City Wastewater GWS Operating Insurance - property	2,071.81	2,071.81	2,071.81	22,789.91
13530-403403-0 Underwood Operating Expenses Depreciation expense	2,352.21	2,352.21	2,352.22	25,874.37
13530-500117-1 Underwood Operating Expenses Utilities electricity	4,967.92	7,076.12	7,038.11	63,916.81
13530-500117-2 Underwood Operating Expenses Utilities natural gas	17.60	17.60	17.60	189.40
13530-500117-3 Underwood Operating Expenses Utilities - water	145.25	126.47	112.96	1,176.42
13530-900924-1 Underwood Operating Expenses Insurance - property	818.47	818.47	818.47	9,003.17
13532-500100-2 Underwood Mech Maint Salaries and wages - regular	418.36	376.95	375.70	3,449.15
13532-500100-3 Underwood Mech Maint Salaries and wages - overtime	19.90	9.56	17.96	165.50
13532-500100-4 Underwood Mech Maint Salaries and wages - vac pay	40.88	59.99	26.44	247.83
13532-500100-5 Underwood Mech Maint Salaries and wages - sick pay	35.29	32.02	40.78	289.20
13532-500100-7 Underwood Mech Maint Salaries and wages - other	49.76	32.79	57.79	571.67
13532-500101-1 Underwood Mech Maint FICA employer	40.80	36.70	37.26	340.84
13532-500107-0 Underwood Mech Maint Materials and supplies			274.49	661.96
13532-500112-0 Underwood Mech Maint eqpt repair & maintenance	9,669.75	4,206.97	1,163.71	85,365.27
13532-500114-0 Underwood Mech Maint Building repair & maintenance				1,323.22
13532-500170-0 Underwood Mech Maint Generator maintenance	1,859.70			3,036.09
13540-403403-0 Legion Drive Operating Expenses Depreciation expen	1,347.88	1,347.88	1,347.89	14,448.86
13540-500117-1 Legion Drive Operating Expenses Utilities electric	8,378.11	10,664.62	10,811.00	83,317.25
13540-500117-3 Legion Drive Operating Expenses Utilities - water	3,950.76	3,790.15	4,028.23	41,870.25
13540-500118-0 Legion Drive Operating Expenses Telephone	223.77	225.99	225.99	2,483.67
13540-900924-1 Legion Drive Operating Expenses Insurance property	1,167.36	1,167.36	1,167.36	12,840.96
13542-500100-2 Legion Drive Mech Maint Salaries and wages regular	2,928.37	2,638.59	2,629.81	24,143.47
13542-500100-3 Legion Drive Mech Maint Salaries & wages overtime	139.17	66.85	125.58	1,157.59
13542-500100-4 Legion Drive Mech Maint Salaries and wages vac pay	286.16	419.93	185.08	1,734.70
13542-500100-5 Legion Drive Mech Maint Salaries & wages sick pay	247.04	224.14	285.40	2,024.21
13542-500100-7 Legion Drive Mech Maint Salaries and wages - other	347.82	229.35	404.27	3,999.60
13542-500100-9 Legion Drive Mech Maint-Salaries & wages-ins dist	936.17	948.44	921.09	2,846.65
13542-500101-1 Legion Drive Mech Maint FICA employer	285.41	257.12	281.72	2,406.39
13542-500107-0 Legion Drive Mech Maint Materials and supplies			274.48	484.99
13542-500112-0 Legion Drive Mech Maint eqpt repair & maintenance	3,089.45			4,126.12
13542-500170-0 Legion Drive Mech Maint Generator maintenance	1,000.00	(1,062.06)		2,326.69
13575-403403-0 MC Crow Valley WW Treatment Plant Depreciation exp	19,062.12	19,062.12	19,062.12	209,669.58
13575-500100-1 MC Crow Valley WW Treatment Plt Sal & wages supv	2,037.54	2,037.54	2,037.54	22,839.46
13575-500100-4 MC Crow Valley WW Treatment Plt Sal & wages-vac pa	2,546.70			2,546.70
13575-500100-7 MC Crow Valley WW Treatment Plt Sal & wages other	149.27			1,477.14
13575-500100-9 MC Crow Valley WW Treatment Plt Sal & wages ins di	319.15	323.33	314.01	970.44
13575-500101-1 MC Crow Valley WW Treatment Plant FICA employer	356.83	150.58	157.62	2,002.56
13575-500108-0 MC Crow Valley WW Treatment Plant Chemicals	1,489.73		2,521.81	9,749.73
13575-500117-1 MC Crow Valley WW Treatment Plant Utilities electr	7,696.54	7,130.47	6,760.67	66,578.77
13575-500117-3 MC Crow Valley WW Treatment Plant Utilities water	25.83	25.68	23.48	265.83
13575-500910-0 MC Crow Valley WW Treatment Plant Laboratory serv	1,126.76	921.99	908.76	10,807.44
13577-500112-0 MC Crow Valley Maint Exp eqpt repair & maintenance	1,610.00	5,367.54		20,710.34
13577-500114-0 MC Crow Valley Maint Exp Building repair & mnt				52.31
13577-500170-0 MC Crow Valley Maint Exp Generator maintenance	750.00			1,812.06
13710-403403-0 Whitfield Util (Whitfield Acres) Exp Depreciation	2,569.63	2,569.63	2,569.64	28,266.02
13710-500100-1 Whitfield Util (Whitfield Acres) Exp Sal & wages-s	2,037.54	2,037.54	2,037.54	22,839.45
13710-500100-4 Whitfield Util (Whitfield Acres) Exp Sal & wages-v	2,546.70			2,546.70
13710-500100-7 Whitfield Util (Whitfield Acres) Exp Sal & wages-o	149.27			1,477.13
13710-500100-9 Whitfield Util (Whitfield Acres) Exp Sal & wages-i	319.15	323.33	314.00	970.44
13710-500101-1 Whitfield Util (Whitfield Acres) Exp FICA employer	356.81	150.58	157.62	2,002.51
13710-500108-0 Whitfield Util (Whitfield Acres) Exp Chemicals	1,924.75		394.30	6,528.44

	November 2022	October 2022	September 2022	November 2022
	Actuals	Actuals	Actuals	Actuals YTD
13710-500113-0 Whitfield Util (Whitfield Acres) Exp Contracted ma	525.00	625.00	875.00	9,525.00
13710-500117-1 Whitfield Util (Whitfield Acres) Exp Utilities ele	1,895.68	2,099.52	2,001.55	18,532.47
13711-500910-0 Whitfield Laboratory Laboratory services	1,126.76	921.99	908.76	10,807.44
13713-500112-0 Whtfld Util (Whit Acres) Maint equip repair & main	1,312.14			4,610.98
13713-500170-0 Whitfield Util-Generator maintenance	750.00			2,175.62
13310-403403-0 AR Operating Expenses Depreciation expense	12,416.42	12,416.42	12,416.43	136,580.71
13310-500117-1 AR Operating Expenses Utilities - electricity	5,204.57	5,755.84	6,190.74	59,549.94
13310-500117-3 AR Operating Expenses Utilities - water	3,376.72	2,137.65	1,437.67	17,731.71
13310-900924-1 AR Operating Expenses Insurance - property	14,024.86	14,024.86	14,024.86	154,273.46
13316-500910-0 Abutment Laboratory Laboratory services	9,014.09	7,375.93	7,270.10	86,459.51
13320-401526-0 RR Operating Expenses Fuel-generators				19,401.79
13320-403403-0 RR Operating Expenses Depreciation expense	147,446.12	147,446.12	147,371.63	1,621,069.60
13320-408408-0 RR Operating Expenses Property tax expense	6,915.95	7,626.74	6,915.95	76,786.24
13320-500100-1 RR Operating Expenses Salaries and wages - supv	5,528.64	5,484.78	5,528.63	69,300.49
13320-500100-2 RR Operating Expenses Salaries and wages - regular	27,524.13	26,746.99	26,102.35	338,570.11
13320-500100-3 RR Operating Expenses Salaries and wages - overtim	4,687.92	3,780.46	4,413.36	58,739.26
13320-500100-4 RR Operating Expenses Salaries and wages - vac pay	14,283.76	6,729.76	1,471.50	38,454.56
13320-500100-5 RR Operating Expenses Salaries and wages sick pay	1,305.12	1,638.86	3,080.08	20,993.26
13320-500100-6 RR Operating Expenses Salaries and wages bereavemt				913.56
13320-500100-7 RR Operating Expenses Salaries and wages - other	2,317.43	43.86	1,628.24	38,990.39
13320-500100-9 RR Operating Expenses Salaries & wages-ins dist	10,648.89	10,788.48	10,477.36	119,517.79
13320-500101-1 RR Operating Expenses FICA employer	3,978.65	3,126.57	3,189.09	40,206.32
13320-500101-2 RR Operating Expenses Retirement - employer	8,573.97	6,071.52	6,366.30	86,450.64
13320-500104-0 RR Operating Expenses Certifications & licenses				137.00
13320-500105-3 RR Operating Expenses Travel - mileage				39.55
13320-500107-0 RR Operating Expenses Materials and supplies		1,030.69	446.49	4,037.18
13320-500108-0 RR Operating Expenses Chemicals		7,408.00		7,408.00
13320-500111-1 RR Operating Expenses Truck expense - fuel	3,856.49	2,805.16	3,607.14	11,108.93
13320-500111-2 RR Operating Expenses Truck expense - maintenance		1,932.69		4,719.72
13320-500111-3 RR Operating Expenses Truck expense - repairs	1,304.64	666.29		11,390.28
13320-500112-0 RR Operating Expenses equip repair & maint				15,728.00
13320-500113-0 RR Operating Expenses Contracted maintenance				2,100.00
13320-500117-1 RR Operating Expenses Utilities - electricity	82,243.90	85,193.53	96,182.97	783,832.93
13320-500117-3 RR Operating Expenses Utilities - water	36,703.33	36,016.18	33,911.72	202,081.84
13320-500118-0 RR Operating Expenses Telephone				200.48
13320-500119-0 RR Operating Expenses Legal expense				93.00
13320-500125-0 RR Operating Expenses Waste management & disposal	650.00	650.00	650.00	5,935.00
13320-500158-0 RR Operating Expenses Uniform expense	233.00	215.06	208.77	4,897.62
13320-900921-0 RR Operating Expenses Office supplies	579.99		477.98	1,658.84
13320-900924-1 RR Operating Expenses Insurance - property	34,987.74	34,987.74	34,987.74	384,865.14
13322-500100-2 Riverbend Road Mechancial Maint Sal & wages-regula	7,948.52	7,161.96	7,138.19	65,533.03
13322-500100-3 Riverbend Road Mechancial Maint Sal & wages-overti	377.85	181.55	341.01	3,143.29
13322-500100-4 Riverbend Road Mechancial Maint Sal & wages-vac pa	776.72	1,139.81	502.36	4,708.56
13322-500100-5 Riverbend Road Mechancial Maint Sal & wages-sick p	670.56	608.38	774.73	5,494.52
13322-500100-7 Riverbend Road Mechancial Maint Sal & wages-other	944.68	622.74	1,097.54	10,858.69
13322-500100-9 Riverbend Road Mechancial Mnt-Salaries & wages-ins	2,223.39	2,252.54	2,187.58	6,760.77
13322-500101-1 Riverbend Road Mechancial Maint FICA employer	774.68	697.92	757.63	6,524.31
13322-500107-0 Riverbend Road Mechancial Maint Materials and supp		917.99	1,125.00	3,042.91
13322-500109-0 Riverbend Road Mechanical Maint equip & tool rental			500.00	500.00
13322-500112-0 Riverbend Road Mechancial Maint eqpt repair & mnt	29,388.30	2,290.65	5,000.74	69,198.81
13322-500114-0 Riverbend Road Mechancial Maint Building repair	930.45	4.03		10,113.59
13322-500170-0 Riverbend Road Mechancial Maint Generator mnt	9,191.46	2,622.50		20,000.60
13326-500910-0 Riverbend Road Laboratory Laboratory services	9,014.09	7,375.93	7,270.10	86,459.51
13330-403403-0 LB Operating Expenses Depreciation expense	2,598.12	2,598.12	2,598.11	28,579.26
13330-500100-1 LB Operating Expenses Salaries and wages - supv	5,756.08	5,712.22	5,756.07	72,245.91
13330-500100-2 LB Operating Expenses Salaries and wages - regular	26,994.64	24,394.61	24,221.58	301,224.46
13330-500100-3 LB Operating Expenses Salaries and wages - overtim	4,458.26	4,132.08	6,114.32	56,401.94
13330-500100-4 LB Operating Expenses Salaries and wages - vac pay	12,793.08	2,643.20	2,596.80	28,471.16
13330-500100-5 LB Operating Expenses Salaries and wages sick pay	1,001.04	1,379.59	1,206.18	13,120.91
13330-500100-6 LB Operating Expenses Salaries and wages bereavemt				912.40
13330-500100-7 LB Operating Expenses Salaries and wages - other	2,033.57	43.86	1,511.28	33,445.96
13330-500100-9 LB Operating Expenses Salaries & wages-ins dist	10,648.89	10,788.48	10,477.36	104,436.58
13330-500101-1 LB Operating Expenses FICA employer	3,873.31	2,746.36	3,218.60	36,727.29
13330-500101-2 LB Operating Expenses Retirement - employer	7,551.73	4,897.64	5,177.12	61,017.19
13330-500103-0 LB Operating Expenses Education and training				875.00
13330-500104-0 LB Operating Expenses Certifications & licenses				254.00
13330-500105-3 LB Operating Expenses Travel - mileage	204.50			243.11
13330-500107-0 LB Operating Expenses Materials and supplies	381.19	478.70	214.32	3,829.82
13330-500111-1 LB Operating Expenses Truck expense - fuel	705.55	513.21	659.93	38,008.33
13330-500111-2 LB Operating Expenses Truck expense - maintenance	5.49			783.96
13330-500111-3 LB Operating Expenses Truck expense - repairs	30.00	188.10	221.39	1,114.14
13330-500117-1 LB Operating Expenses Utilities - electricity	84,611.48	87,847.59	98,815.00	805,894.60
13330-500158-0 LB Operating Expenses Uniform expense	190.02	175.39	170.26	3,994.18
13330-900921-0 LB Operating Expenses Office supplies				396.52
13332-500100-2 Loopers Bend Mechanical Maint Sal & wages - regula	6,275.14	5,654.18	5,635.42	51,736.60
13332-500100-3 Loopers Bend Mechanical Maint Sal & wages - overti	298.29	143.33	269.22	2,481.55
13332-500100-4 Loopers Bend Mechanical Maint Sal & wages-vac pay	613.20	899.85	396.60	3,717.29
13332-500100-5 Loopers Bend Mechanical Maint Sal & wages-sick pay	529.39	480.30	611.63	4,337.78

	November 2022	October 2022	September 2022	November2022
	Actuals	Actuals	Actuals	Actuals YTD
13332-500100-7 Loopers Bend Mechanical Maint Sal & wages-other	745.79	491.64	866.49	8,572.68
13332-500100-9 Loopers Bend Mechanical Maint-Salaries & wages-ins	1,755.31	1,778.32	1,727.04	5,337.45
13332-500101-1 Loopers Bend Mechanical Maint FICA employer	611.60	550.97	598.13	5,150.87
13332-500107-0 Loopers Bend Mechanical Maint Materials and suppli			1,125.00	2,011.94
13332-500109-0 Loopers Bend Mechanical Maint equip & tool rental		500.00	500.00	1,500.00
13332-500112-0 Loopers Bend Mechanical Maint eqpt repair & mnt	155.83	35,942.76	10,395.35	170,941.77
13332-500114-0 Loopers Bend Mechanical Maint Building repair	68.61	113.58	32.19	2,106.35
13336-500910-0 Loopers Bend Laboratory Laboratory services	9,014.09	7,375.93	7,270.10	86,459.51
13340-403403-0 LAS Operating Expenses Depreciation expense	157,482.40	157,482.40	157,482.41	1,732,110.59
13340-500100-1 LAS Operating Expenses Salaries and wages - supv	6,980.26	6,920.45	6,980.26	46,151.35
13340-500100-2 LAS Operating Expenses Salaries and wages - regula	29,121.88	30,769.10	24,877.56	335,776.73
13340-500100-3 LAS Operating Expenses Salaries and wages overtime				62.34
13340-500100-4 LAS Operating Expenses Salaries and wages vac pay	2,293.40	857.00	327.48	26,986.86
13340-500100-5 LAS Operating Expenses Salaries and wages sick pay	2,312.39	685.32	3,734.24	22,134.81
13340-500100-6 LAS Operating Expenses Salaries and wages bereavem				1,531.63
13340-500100-7 LAS Operating Expenses Salaries and wages - other	2,659.26	59.80	1,534.08	43,043.72
13340-500100-9 LAS Operating Expenses Salaries & wages-ins dist	12,925.48	13,094.91	12,717.27	140,098.22
13340-500101-1 LAS Operating Expenses FICA employer	3,096.60	2,792.74	2,947.24	34,218.05
13340-500101-2 LAS Operating Expenses Retirement - employer	4,037.12	4,028.99	4,018.98	49,286.05
13340-500103-0 LAS Operating Expenses Education and training			375.00	375.00
13340-500104-0 LAS Operating Expenses Certifications & licenses				5.00
13340-500107-0 LAS Operating Expenses Materials and supplies	3,258.32	1,048.37	4,978.08	18,748.86
13340-500108-0 LAS Operating Expenses Chemicals		34,325.00	20,705.00	177,955.00
13340-500109-0 LAS Operating Expenses equip & tool rental				92.76
13340-500110-0 LAS Operating Expenses Small tools expense				8.19
13340-500111-1 LAS Operating Expenses Truck expense - fuel	5,707.19	4,151.34	5,338.19	58,975.05
13340-500111-2 LAS Operating Expenses Truck expense - maintenance		268.76	1,371.35	10,777.17
13340-500111-3 LAS Operating Expenses Truck expense - repairs	5,494.12	9,384.91	5,905.41	124,744.83
13340-500112-0 LAS Operating Expenses eqpt repair & maintenance		26.02		1,019.45
13340-500113-0 LAS Operating Expenses contr maint			193.00	193.00
13340-500117-1 LAS Operating Expenses Utilities - electricity	46,996.51	48,682.02	54,961.70	447,904.54
13340-500118-0 LAS Operating Expenses Telephone	348.99	348.99	349.11	3,840.54
13340-500125-0 LAS Operating Expenses Waste management & disposal	225.00	225.00	225.00	2,073.00
13340-500147-0 LAS Operating Expenses Road maintenance				2,586.28
13340-500158-0 LAS Operating Expenses Uniform expense	1,012.93	934.96	907.62	21,291.79
13340-900921-0 LAS Operating Expenses Office supplies	30.98		70.87	898.01
13340-900933-0 LAS Operating Expenses-PFC/PFOA expenses	192,058.32	537,641.65	3,388.00	2,399,406.18
13342-500100-2 LAS Mechanical mnt Salaries and wages regular	5,020.12	5,698.61	6,648.64	144,857.48
13342-500100-3 LAS Mechanical mnt Salaries and wages overtime	238.65	114.67	215.37	4,983.03
13342-500100-4 LAS Mechanical mnt Salaries and wages vac pay	490.56	719.88	699.48	7,044.36
13342-500100-5 LAS Mechanical mnt Salaries and wages sick pay	423.51	575.34	871.50	8,584.89
13342-500100-6 LAS Mechanical mnt Salaries and wages bereavem				1,031.94
13342-500100-7 LAS Mechanical Maintenance Salaries and wages othe	596.58	393.30	846.06	22,023.13
13342-500100-9 LAS Mechanical Maintenance Salaries & wages-ins di	1,404.25	1,422.66	1,381.63	84,119.10
13342-500101-1 LAS Mechanical Maintenance FICA employer	489.29	537.36	694.62	13,480.94
13342-500101-2 LAS Mechanical Maintenance Retirement - employer	5,894.43	5,498.78	5,632.93	61,616.80
13342-500112-0 LAS Mechanical Maintenance eqpt repair & mainten	29.25	2,818.11	6,484.37	44,620.90
13342-500114-0 LAS Mechanical mnt Building repair & mnt	788.86	307.65		8,260.54
13342-500158-0 LAS Mechanical Maintenance Uniform expense	294.07	271.44	263.50	6,181.45
13346-500910-0 LAS Laboratory Laboratory services	31,549.32	25,815.76	25,445.33	302,608.32
13359-500910-0 Sludge Handling Laboratory Laboratory services	2,253.52	1,843.98	1,817.52	21,614.86
13360-403403-0 SH Operating Expenses Depreciation expense	14,096.01	14,096.01	1,971.61	45,936.48
13360-500100-1 SH Operating Expenses Salaries and wages - supv	888.08	844.22	888.07	17,480.89
13360-500100-2 SH Operating Expenses Salaries and wages - regular	7,748.86	6,827.46	8,865.90	100,343.24
13360-500100-3 SH Operating Expenses Salaries and wages - overtim	1,948.79	1,181.22	1,575.50	18,181.11
13360-500100-4 SH Operating Expenses Salaries and wages - vac pay		936.00	1,520.00	4,997.72
13360-500100-5 SH Operating Expenses Salaries and wages sick pay	209.16	174.00	662.40	5,734.32
13360-500100-6 SH Operating Expenses Salaries and wages bereavem				462.72
13360-500100-7 SH Operating Expenses Salaries and wages - other	391.56	43.86	537.04	9,741.12
13360-500100-9 SH Operating Expenses Salaries & wages-ins dist	4,585.09	4,645.19	4,511.23	42,215.45
13360-500101-1 SH Operating Expenses FICA employer	810.06	719.85	1,121.59	11,489.03
13360-500101-2 SH Operating Expenses Retirement - employer	925.72	866.69	1,105.12	12,313.27
13360-500107-0 SH Operating Expenses Materials and supplies				2,107.92
13360-500108-0 SH Operating Expenses Chemicals		80,605.80		328,531.40
13360-500111-1 SH Operating Expenses Truck expense - fuel	1,138.12	827.86	1,064.54	65,955.23
13360-500111-2 SH Operating Expenses Truck expense - maintenance	770.59	2,959.82		5,408.62
13360-500111-3 SH Operating Expenses Truck expense - repairs	2,525.09	38,223.19	14,297.15	69,731.58
13360-500112-0 SH Operating Expenses eqpt repair & maintenance				145.11
13360-500117-1 SH Operating Expenses Utilities - electricity	23,498.26	24,341.01	27,480.85	223,952.28
13360-500139-0 SH Operating Expenses Sludge removal	99,880.02	75,249.96	107,315.03	1,082,930.94
13360-500158-0 SH Operating Expenses Uniform expense	198.29	183.03	177.67	4,168.03
13360-900921-0 SH Operating Expenses Office supplies			170.41	170.41
13362-500112-0 SH Mechanical Maintenance eqpt repair & maintenanc	7,069.05	1,023.34	1,605.65	18,307.63
Total Wastewater	2,107,923.36	2,414,967.21	1,795,563.12	22,188,170.76
Natural Gas:				
11106-500906-0 NG Dist Safety Safety	1,087.54	684.53	962.46	9,142.97

	November 2022	October 2022	September 2022	November2022
	Actuals	Actuals	Actuals	Actuals YTD
11108-500136-0 NG Dist Marketing Services Customer awareness	1,249.85	8,208.08	1,872.08	38,890.42
11108-500908-0 NG Dist Marketing Services Consumer Awareness	1,652.70	1,761.34	1,717.35	23,536.74
11108-900912-0 NG Dist Marketing Services Marketing firm	375.00	375.00	375.00	5,225.00
11109-500909-0 NG Dist Human Resources Human resources	3,482.39	2,273.02	2,273.45	29,498.04
11116-500906-0 NG Trans Safety Safety	362.51	228.18	320.82	3,047.64
11118-500908-0 NG Trans Marketing Services Consumer Awareness	552.94	589.30	574.58	7,874.74
11119-500909-0 NG Trans Human Resources Human resources	1,160.80	757.67	757.82	9,832.68
11000-403403-0 Natural Gas General Depreciation expense	56,539.14	56,539.14	55,209.40	605,586.51
11000-500118-0 Natural Gas General Telephone	451.90	455.56	459.59	5,165.88
11000-500119-0 Natural Gas General Legal expense	1,624.59	11,254.49	1,624.59	45,500.44
11000-500137-0 Natural Gas General Postage		450.00		902.60
11000-500145-0 Natural Gas General Software support	40,411.54	4,567.01	625.37	97,697.94
11000-500190-0 Natural Gas General Pole attachments	504.38			504.38
11000-500701-0 Natural Gas General All svcs transport charges	5,847.19	5,847.19	7,707.19	37,321.26
11000-500922-0 Natural Gas General I/T Exp SCADA	36,608.60	36,608.60	36,608.60	402,694.60
11000-500930-0 Natural Gas General Administration	182,079.34	170,056.42	154,212.74	1,900,026.75
11000-900921-0 Natural Gas General Office supplies				313.54
11002-450801-0 Natural Gas Procurement Purch gas gross	692,955.00	954,850.00	962,400.01	6,783,660.01
11002-450801-1 Natural Gas Procurement Purch gas-SNG-Munigas	1,963,826.92	2,019,778.13	2,605,006.86	23,054,588.24
11002-450802-2 Natural Gas Procurement Purchased gas-fuel	13,829.28	19,364.67	12,142.91	101,886.33
11002-450804-1 Natural Gas Procure Pipeline reserv-SNG-fixed	454,328.78	454,328.78	454,328.78	4,997,616.58
11002-450804-2 Natural Gas Procure Pipeline reserv-SNG-variab	67,547.86	65,016.25	59,893.74	719,866.18
11002-450804-3 Natural Gas Procure Pipeline reserv-TETCO-fixe	184.20	190.34	147.36	2,772.59
11002-450804-4 Natural Gas Procure Pipeline reserv-TETCO-var	10,130.00	10,130.00	10,130.00	111,430.00
11002-450804-5 Natural Gas Procure Pipeline reserv-E TN-fixed	16,700.00	16,697.14	16,700.00	223,118.50
11002-450804-6 Natural Gas Procure Pipeline reserv-E TN-var	2,664.00	1,825.90	1,767.00	8,541.86
11002-450806-0 Natural Gas Procure-Balancing Charge-CenterPt	32,405.04	(3,622.75)	(10,133.25)	(181,373.32)
11002-450808-1 Natural Gas Procurement Withdrawal expense	220,472.84	197,359.98	88,475.33	3,878,490.37
11002-450808-2 Natural Gas Procurement Injections	(558,303.66)	(689,924.83)	(751,665.03)	(4,406,224.74)
11002-450809-2 Natural Gas Procurement-Centerpoint-AMA Credit	(51,000.00)	(51,000.00)	(51,000.00)	(543,460.23)
11002-450810-4 Natural Gas Procure Munigas-credit on purchase	(113,485.20)	(95,187.90)	(83,616.00)	(1,074,695.40)
85010-408408-0 NT Oper Supr & Eng Property tax expense	246.08	536.09	536.09	5,606.98
85010-900924-1 NT Oper Supr & Eng Insurance - property	699.42	699.42	699.42	7,693.62
87414-500100-1 ND GWS Mains & Svc Exp Salaries and wages - supv	13,675.18	13,675.17	13,675.18	168,712.37
87414-500100-2 ND GWS Mains & Svc Exp Salaries and wages - regula	38,994.70	40,366.86	39,241.53	433,988.38
87414-500100-3 ND GWS Mains & Svc Exp Salaries and wages overtime	1,400.21	1,316.82	1,054.44	20,237.05
87414-500100-4 ND GWS Mains & Svc Exp Salaries and wages vac pay	15,828.11	2,923.52	1,233.76	38,512.11
87414-500100-5 ND GWS Mains & Svc Exp Salaries and wages sick pay	2,080.32	4,540.72	5,173.50	41,616.25
87414-500100-6 ND GWS Mains & Svc Exp Salaries and wages bereav	160.00			160.00
87414-500100-7 ND GWS Mains & Svc Exp Salaries and wages - other	4,552.95	1,554.92	3,988.85	81,978.66
87414-500100-9 ND GWS Mains & Svc Exp Salaries & wages-ins dist	14,627.60	14,819.35	14,391.98	137,769.45
87414-500101-1 ND GWS Mains & Svc Exp FICA employer	5,589.16	4,642.37	4,964.36	57,309.75
87414-500101-2 ND GWS Mains & Svc Exp Retirement - employer	6,891.56	6,000.95	5,977.99	72,852.74
87414-500103-0 ND GWS Mains & Svc Exp Education and training		550.00	300.00	14,025.00
87414-500104-0 ND GWS Mains & Svc Exp Certifications & licenses			50.00	381.00
87414-500105-1 ND GWS Mains & Svc Exp Travel - lodging		473.40		473.40
87414-500105-2 ND GWS Mains & Svc Exp Travel - meals		72.48		72.48
87414-500106-0 ND GWS Mains & Svc Exp Contracted labor	54.87	57.06	51.09	680.96
87414-500107-0 ND GWS Mains & Svc Exp Materials and supplies	13,232.24	14,109.65	3,903.94	99,669.78
87414-500108-0 ND GWS Mains & Svc Exp chemicals				5,750.00
87414-500110-0 ND GWS Mains & Svc Exp Small tools expense	610.16	616.58	155.15	5,474.73
87414-500111-1 ND GWS Mains & Svc Exp Truck expense - fuel	6,247.84	4,544.60	5,843.88	46,321.50
87414-500111-2 ND GWS Mains & Svc Exp Truck expense - maintenance	100.72	(16.51)	623.63	5,785.05
87414-500111-3 ND GWS Mains & Svc Exp Truck expense - repairs	1,641.50	6,485.31	4,385.16	29,505.51
87414-500112-0 ND GWS Mains & Svc Exp eqpt repair & maintenance	73.99	4,042.68	748.19	8,913.69
87414-500113-0 ND GWS Mains & Svc Exp Contracted maintenance	24,076.10	5,000.60	275.00	33,401.70
87414-500117-1 ND GWS Mains & Svc Exp Utilities - electricity	2,944.37	3,284.77	3,528.85	28,195.26
87414-500118-0 ND GWS Mains & Svc Exp Telephone	267.39	243.31	243.25	2,699.93
87414-500127-0 ND GWS Mains & Svc Exp Material repair allocation				
87414-500137-0 ND GWS Mains & Svc Exp Postage	87.64	104.48	100.33	675.84
87414-500157-0 ND GWS Mains & Svc Exp mobile phones	136.90	136.90	137.02	1,360.52
87414-500158-0 ND GWS Mains & Svc Exp Uniform expense	1,266.78	1,169.28	1,135.08	27,166.85
87414-500180-0 ND GWS Mains & Svc Exp software		1,500.00		8,640.00
87414-500202-0 ND GWS Mains & Svc Exp Inventory adjustment		220.00		3,440.74
87414-900210-0 ND GWS Mains & Svc Exp Dues, subscriptns & membersh	6,649.37	2,764.56	1,184.81	57,576.53
87414-900921-0 ND GWS Mains & Svc Exp Office supplies	398.06	44.99	44.99	2,590.08
87414-900924-1 ND GWS Mains & Svc Exp Insurance - property	3,001.08	3,001.08	3,001.08	33,011.88
Total Natural Gas	3,251,779.77	3,339,942.63	3,696,527.30	38,381,228.87
IT-Optilink:				
14110-500908-0 OptiLink Marketing Services Consumer Awareness		0.00		0.00
14111-500909-0 OptiLink Human Resources Human resources		0.00		0.00
14212-403403-0 OL Resid Cable Expenses Depreciation expense	78,739.77	78,739.77	78,363.29	861,309.72
14212-500100-1 OL Resid Cable Expenses Salaries and wages - supv	6,774.21	6,756.28	6,774.23	83,453.61
14212-500100-2 OL Resid Cable Expenses Salaries and wages regular	16,843.45	17,238.73	15,024.52	150,928.62
14212-500100-3 OL Resid Cable Expenses Salaries and wages overtim	1,046.57	1,284.97	1,995.53	13,035.08
14212-500100-4 OL Resid Cable Expenses Salaries and wages vac pay	8,111.38	890.30	743.24	15,425.94

	November 2022	October 2022	September 2022	November2022
	Actuals	Actuals	Actuals	Actuals YTD
14212-500100-5 OL Resid Cable Expenses Salaries and wages sick pa	692.90	488.26	775.82	4,722.94
14212-500100-6 OL Resid Cable Expenses Salaries and wages bereave	141.60	17.93		883.17
14212-500100-7 OL Resid Cable Expenses Salaries and wages - other	1,937.68	870.16	1,888.66	32,169.23
14212-500100-9 OL Resid Cable Expenses Salaries & wages-ins dist	5,659.55	5,733.78	5,568.39	20,560.58
14212-500101-1 OL Resid Cable Expenses FICA employer	2,465.65	1,881.94	2,017.15	21,168.48
14212-500101-2 OL Resid Cable Expenses Retirement - employer	5,649.25	4,429.95	4,553.06	52,321.22
14212-500103-0 OL Resid Cable Expenses Education and training				440.11
14212-500104-0 OL Resid Cable Expenses Certifications & licenses	227.47			237.60
14212-500105-2 OL Resid Cable Expenses Travel - meals			23.66	56.83
14212-500106-0 OL Resid Cable Expenses Contracted labor	11,679.06	6,134.59	5,292.00	70,977.97
14212-500107-0 OL Resid Cable Expenses Materials and supplies	395.96	64.29	186.99	1,922.02
14212-500110-0 OL Resid Cable Expenses Small tools expense	142.51	407.53	366.98	1,810.32
14212-500111-1 OL Resid Cable Expenses Truck expense - fuel	1,319.70	959.93	1,234.37	8,553.76
14212-500111-2 OL Resid Cable Expenses Truck expense maintenance	137.85	2.37	865.46	2,429.13
14212-500111-3 OL Resid Cable Expenses Truck expense - repairs	1,075.97	510.09	1,070.32	9,394.41
14212-500112-0 OL Resid Cable Expenses eqpt repair & maintenance	542.19	160.49		2,060.79
14212-500113-0 OL Resid Cable Expenses Contracted maintenance				(444.42)
14212-500114-0 OL Resid Cable Expenses Building repair & mnt				70.22
14212-500117-1 OL Resid Cable Expenses Utilities - electricity	695.31	765.71	822.70	8,916.67
14212-500118-0 OL Resid Cable Expenses Telephone	450.02	810.69	452.00	5,418.25
14212-500119-0 OL Resid Cable Expenses Legal expense	1,670.53	1,215.53	4,038.03	18,098.33
14212-500124-0 OL Resid Cable Expenses Contract services		3,733.88	56.48	10,042.03
14212-500136-0 OL Resid Cable Expenses Customer awareness	9.35	9.35	9.35	102.85
14212-500137-0 OL Resid Cable Expenses Postage	1,517.23	1,597.75	1,976.44	17,130.55
14212-500145-0 OL Resid Cable Expenses Software support	7,389.61	866.84	754.42	43,511.05
14212-500158-0 OL Resid Cable Expenses Uniform expense	930.45	858.84	833.70	19,558.15
14212-500181-0 OL Resid Cable Expenses Hardware				337.50
14212-500190-0 OL Resid Cable Expenses Pole attachments	2,127.50	2,060.23	2,010.23	51,566.30
14212-500192-0 OL Resid Cable Expenses OptiLink transmission roy				15,833.43
14212-500202-0 OL Resid Cable Expenses Inventory adjustment	181.80	77.70		8,991.78
14212-500401-0 OL Resid Cable Expenses TV content charge	391,623.38	397,618.56	380,899.27	4,527,629.52
14212-500402-0 OL Resid Cable Expenses-Mobi subs fees-0	30,440.24	30,395.55	33,760.49	339,788.17
14212-500701-0 OL Resid Cable Expenses All svcs transport charges	571.79	571.79	709.43	6,299.46
14212-500702-0 OL Resid Cable Expenses Installation prep charges	71.73	71.73	71.79	790.13
14212-500930-0 OL Resid Cable Expenses Administration	27,913.41	24,221.65	23,753.89	299,103.75
14212-900210-0 OL Resid Cable Expenses Dues, subscrptns & member		1,710.00		1,720.50
14212-900921-0 OL Resid Cable Expenses Office supplies	65.76	16.87	16.87	641.91
14222-336456-0 OI Resid Telephone Expenses Sales tax credit	(32.96)	(33.32)	(30.41)	(662.01)
14222-403403-0 OI Resid Telephone Expenses Depreciation expense	58,608.10	58,608.10	58,289.98	640,890.11
14222-500100-1 OI Resid Telephone Expenses Salaries and wages sup	7,145.44	7,118.55	7,145.47	75,941.66
14222-500100-2 OI Resid Telephone Expenses Salaries and wages reg	13,927.97	14,272.34	12,575.79	119,796.12
14222-500100-3 OI Resid Telephone Expenses Salaries and wages ove	853.68	1,045.49	1,612.99	10,224.67
14222-500100-4 OI Resid Telephone Expenses Salaries and wages vac	7,316.52	796.88	581.16	13,145.83
14222-500100-5 OI Resid Telephone Expenses Salaries and wages sic	599.20	424.87	646.06	3,848.42
14222-500100-6 OI Resid Telephone Expenses Salaries and wages ber	128.16	26.90		627.05
14222-500100-7 OI Resid Telephone Expenses Salaries and wages oth	1,928.13	932.98	1,749.85	27,108.30
14222-500100-9 OI Resid Telephone Expenses Salaries & wages-ins d	4,957.43	5,022.41	4,877.57	17,577.43
14222-500101-1 OI Resid Telephone Expenses FICA employer	2,206.26	1,676.75	1,798.94	17,632.85
14222-500101-2 OI Resid Telephone Expenses Retirement - employer	4,227.28	3,315.38	3,407.66	39,169.16
14222-500103-0 OI Resid Telephone Expenses Education and training				253.15
14222-500104-0 OI Resid Telephone Expenses Certifications & licen	155.53			162.39
14222-500105-2 OI Resid Telephone Expenses Travel - meals			16.74	39.98
14222-500106-0 OI Resid Telephone Expenses Contracted labor	8,660.11	4,535.89	3,939.60	52,915.82
14222-500107-0 OI Resid Telephone Expenses Materials and supplies	96.50	43.83	127.09	979.02
14222-500110-0 OI Resid Telephone Expenses Small tools expense	63.00	332.68	248.73	1,330.18
14222-500111-1 OI Resid Telephone Expenses Truck expense - fuel	1,319.70	959.93	1,234.37	8,361.09
14222-500111-2 OI Resid Telephone Expenses Truck expense mnt	93.42	1.60	586.60	1,646.35
14222-500111-3 OI Resid Telephone Expenses Truck expense repairs	10,483.80	345.72	725.41	30,431.10
14222-500112-0 OI Resid Telephone Expenses eqpt repair & mnt	367.49	108.78		1,396.77
14222-500113-0 OI Resid Telephone Expenses Contracted maintenance				(301.22)
14222-500114-0 OI Resid Telephone Expenses Building repair & mnt				47.59
14222-500117-1 OI Resid Telephone Expenses Utilities electricity	17,720.88	20,064.07	21,207.23	167,849.79
14222-500118-0 OI Resid Telephone Expenses Telephone	4,567.88	4,812.31	4,615.44	34,461.13
14222-500119-0 OI Resid Telephone Expenses Legal expense	247.75	247.75	247.75	2,725.25
14222-500124-0 OI Resid Telephone Expenses Contract services		2,530.74	38.28	6,806.24
14222-500137-0 OI Resid Telephone Expenses Postage	1,028.35	1,089.22	1,339.60	11,627.42
14222-500145-0 OI Resid Telephone Expenses Software support	5,008.52	587.53	510.63	32,351.69
14222-500158-0 OI Resid Telephone Expenses Uniform expense	710.34	655.67	636.49	14,931.53
14222-500181-0 OI Resid Telephone Expenses Hardware				228.75
14222-500190-0 OI Resid Telephone Expenses Pole attachments	1,439.41	1,362.49	1,362.49	34,676.82
14222-500202-0 OI Resid Telephone Expenses Inventory adjustment	123.22	52.66		6,094.43
14222-500501-0 OI Resid Telephone Expenses Telephone porting char		829.97	903.83	8,022.28
14222-500502-0 OI Resid Telephone Expenses Telephone trunking	21,164.04	23,011.01	24,117.15	264,637.35
14222-500592-0 OI Resid Telephone Expenses CABS billing	17.53	27.86	(737.91)	2,993.69
14222-500701-0 OI Resid Telephone Expenses All svcs transport cha	375.27	375.27	455.75	4,133.68
14222-500702-0 OI Resid Telephone Expenses Installation prep chg	48.61	48.61	48.65	535.48
14222-500801-0 OI Resid Telephone Expenses OL & Broadband billing	1,753.31	1,753.31	1,975.27	23,950.74
14222-500930-0 OI Resid Telephone Expenses Administration	20,062.77	17,409.31	17,073.11	214,980.86

	November 2022	October 2022	September 2022	November2022
	Actuals	Actuals	Actuals	Actuals YTD
14222-900210-0 OI Resid Telephone Expenses Dues, subscrptns & mem		1,159.00		1,166.82
14222-900921-0 OI Resid Telephone Expenses Office supplies	44.58	11.44	11.44	344.88
14226-500906-0 OL Telephone Safety Safety	2,658.43	1,673.28	2,352.67	22,349.44
14227-500136-0 OL Marketing Services Customer awareness	1,682.76	1,597.54	921.98	12,470.51
14227-500138-0 OL Marketing Services Printing/brochures				1,396.66
14227-500908-0 OL Marketing Services Consumer Awareness	3,141.00	3,347.52	3,263.92	44,732.88
14227-900912-0 OL Marketing Services Marketing firm	1,166.66	1,166.67	1,166.67	13,199.99
14228-500909-0 OL Telephone Human Resources Human resources	8,512.50	5,556.27	5,557.31	72,106.28
14102-500113-0 Information Telecommunications Contracted mainte				
14102-500202-0 Information Telecommunications Inventory adjustmen				
14102-500930-0 Information Telecommunications Administration		(0.00)	(0.01)	(0.00)
14232-403403-0 OL Resid Broadband Expenses Depreciation expense	64,487.74	64,487.74	64,132.64	705,105.50
14232-500100-1 OL Resid Broadband Expenses Salaries and wages sup	9,506.04	9,479.16	9,506.05	95,215.74
14232-500100-2 OL Resid Broadband Expenses Salaries and wages reg	20,310.49	20,575.82	17,796.19	157,733.23
14232-500100-3 OL Resid Broadband Expenses Salaries and wages ove	1,185.46	1,383.24	2,285.48	13,394.93
14232-500100-4 OL Resid Broadband Expenses Salaries and wages vac	9,087.23	1,236.56	916.36	17,417.56
14232-500100-5 OL Resid Broadband Expenses Salaries and wages sic	859.52	574.39	995.98	5,340.68
14232-500100-6 OL Resid Broadband Expenses Salaries and wages ber	159.04	26.90		630.51
14232-500100-7 OL Resid Broadband Expenses Salaries and wages oth	2,602.74	1,284.20	2,483.85	32,819.20
14232-500100-9 OL Resid Broadband Expenses Salaries & wages-ins d	7,074.44	7,167.17	6,960.48	24,353.66
14232-500101-1 OL Resid Broadband Expenses FICA employer	3,047.70	2,375.08	2,524.56	22,734.50
14232-500101-2 OL Resid Broadband Expenses Retirement - employer	4,795.54	3,760.79	3,865.40	44,425.13
14232-500103-0 OL Resid Broadband Expenses Education and training				418.60
14232-500104-0 OL Resid Broadband Expenses Certifications & licen	214.17			223.62
14232-500105-2 OL Resid Broadband Expenses Travel - meals			22.21	53.29
14232-500106-0 OL Resid Broadband Expenses Contracted labor	11,024.50	5,788.62	4,998.00	67,756.27
14232-500107-0 OL Resid Broadband Expenses Materials and supplies	129.85	60.02	174.59	1,338.62
14232-500110-0 OL Resid Broadband Expenses Small tools expense	86.43	380.35	342.52	1,636.08
14232-500111-1 OL Resid Broadband Expenses Truck expense - fuel	1,319.70	959.93	1,234.37	8,556.00
14232-500111-2 OL Resid Broadband Expenses Truck expense mnt	128.66	2.20	807.76	2,267.17
14232-500111-3 OL Resid Broadband Expenses Truck expense repairs	1,004.22	476.08	998.96	8,768.06
14232-500112-0 OL Resid Broadband Expenses eqpt repair & mnt	506.05	149.79		1,923.42
14232-500113-0 OL Resid Broadband Expenses Contracted maintenance				(414.79)
14232-500114-0 OL Resid Broadband Expenses Building repair & mnt				65.54
14232-500117-1 OL Resid Broadband Expenses Utilities electricity	648.95	714.66	767.86	8,322.21
14232-500118-0 OL Resid Broadband Expenses Telephone	417.33	753.92	419.14	5,028.47
14232-500119-0 OL Resid Broadband Expenses Legal expense	341.16	341.16	341.16	3,752.76
14232-500124-0 OL Resid Broadband Expenses Contract services		3,484.95	52.71	10,039.19
14232-500137-0 OL Resid Broadband Expenses Postage	1,416.08	1,434.27	1,844.69	15,938.55
14232-500145-0 OL Resid Broadband Expenses Software support	6,896.96	809.05	703.13	43,457.91
14232-500158-0 OL Resid Broadband Expenses Uniform expense	790.38	729.55	708.21	16,613.91
14232-500181-0 OL Resid Broadband Expenses Hardware				315.00
14232-500190-0 OL Resid Broadband Expenses Pole attachments	1,982.13	1,876.21	1,876.21	47,851.62
14232-500202-0 OL Resid Broadband Expenses Inventory adjustment	169.68	72.52		8,392.33
14232-500701-0 OL Resid Broadband Expenses All svcs transport cha	7,591.46	7,591.46	7,896.62	83,864.04
14232-500702-0 OL Resid Broadband Expenses Installation prep chg	66.94	66.94	67.00	737.42
14232-500901-0 OL Resid Broadband Expenses-Emerg BB Exp - USAC-0	(1,179.61)	(1,269.06)	(1,136.81)	(9,244.79)
14232-500930-0 OL Resid Broadband Expenses Administration	15,701.29	13,624.68	13,361.56	168,245.88
14232-900210-0 OL Resid Broadband Expenses Dues, subscrptns & mem		1,596.00		1,605.92
14232-900921-0 OL Resid Broadband Expenses Office supplies	61.38	15.75	15.75	507.66
14234-403403-0 OL Comm Broadband Exp Depreciation expense	2,687.00	2,687.00	2,672.19	29,379.40
14234-500100-1 OL Comm Broadband Exp Salaries and wages - supv	6,966.52	6,939.63	6,966.53	53,565.01
14234-500100-2 OL Comm Broadband Exp Salaries and wages - regular	12,774.49	12,738.99	10,885.23	85,171.72
14234-500100-3 OL Comm Broadband Exp Salaries and wages - overtime	656.80	734.05	1,315.63	6,569.78
14234-500100-4 OL Comm Broadband Exp Salaries and wages - vac pay	5,275.38	930.46	600.16	10,502.89
14234-500100-5 OL Comm Broadband Exp Salaries and wages sick pay	541.34	326.46	631.47	3,302.91
14234-500100-6 OL Comm Broadband Exp Salaries and wages bereavemnt	89.52	26.90		314.41
14234-500100-7 OL Comm Broadband Exp Salaries and wages - other	1,777.77	967.59	1,666.76	16,296.94
14234-500100-9 OL Comm Broadband Exp Salaries & wages-ins dist	4,585.09	4,645.19	4,511.23	14,652.18
14234-500101-1 OL Comm Broadband Exp FICA employer	1,932.30	1,545.50	1,637.55	12,349.22
14234-500101-2 OL Comm Broadband Exp Retirement - employer	1,198.11	939.59	965.73	11,098.99
14234-500103-0 OL Comm Broadband Exp Education and training				66.40
14234-500104-0 OL Comm Broadband Exp Certifications & licenses	40.80			42.60
14234-500105-2 OL Comm Broadband Exp Travel - meals			4.09	9.86
14234-500105-3 OL Comm Broadband Exp Travel - mileage		64.96		280.14
14234-500106-0 OL Comm Broadband Exp Contracted labor	1,952.23	1,027.59	882.00	12,068.06
14234-500107-0 OL Comm Broadband Exp Materials and supplies	23.43	11.39	33.18	346.96
14234-500110-0 OL Comm Broadband Exp Small tools expense	16.40	72.45	65.24	101.39
14234-500111-1 OL Comm Broadband Exp Truck expense - fuel	1,319.70	959.93	1,234.37	8,358.84
14234-500111-2 OL Comm Broadband Exp Truck expense - maintenance	24.51	0.42	153.86	431.89
14234-500111-3 OL Comm Broadband Exp Truck expense - repairs	191.29	90.68	190.28	1,670.15
14234-500112-0 OL Comm Broadband Exp eqpt repair & maintenance	96.39	28.53		366.36
14234-500113-0 OL Comm Broadband Exp Contracted maintenance				(79.01)
14234-500114-0 OL Comm Broadband Exp Building repair & maintenanc				12.48
14234-500117-1 OL Comm Broadband Exp Utilities - electricity	123.61	136.13	146.26	1,585.18
14234-500118-0 OL Comm Broadband Exp Telephone	79.37	343.49	79.71	1,957.03
14234-500119-0 OL Comm Broadband Exp Legal expense	64.98	64.98	64.98	714.78
14234-500124-0 OL Comm Broadband Exp Contract services		663.80	10.04	2,451.92

	November 2022	October 2022	September 2022	November2022
	Actuals	Actuals	Actuals	Actuals YTD
14234-500137-0 OL Comm Broadband Exp Postage	269.74	330.35	351.38	3,145.39
14234-500145-0 OL Comm Broadband Exp Software support	1,313.71	154.10	133.93	8,108.75
14234-500158-0 OL Comm Broadband Exp Uniform expense	210.10	193.93	188.26	4,416.32
14234-500181-0 OL Comm Broadband Exp Hardware				60.00
14234-500190-0 OL Comm Broadband Exp Pole attachments	377.55	357.37	357.37	9,145.51
14234-500202-0 OL Comm Broadband Exp Inventory adjustment	32.32	13.81		1,598.54
14234-500701-0 OL Comm Broadband Exp All svcs transport charges	1,613.57	1,613.57	1,662.30	17,826.57
14234-500702-0 OL Comm Broadband Exp Installation prep charges	12.87	12.87	12.88	141.30
14234-500930-0 OL Comm Broadband Exp Administration	13,375.18	11,606.21	11,382.07	143,320.56
14234-900210-0 OL Comm Broadband Exp Dues, subscrptns & membershi		304.00		305.74
14234-900921-0 OL Comm Broadband Exp Office supplies	11.69	3.00	3.00	95.13
14236-500906-0 OL Broadband Safety Safety	2,658.43	1,673.28	2,352.67	22,349.44
14237-500136-0 OL Broadband Marketing Services Customer awareness	3,140.09	2,652.78	2,039.71	29,776.98
14237-500138-0 OL Broadband Marketing Services Printing/brochures				2,811.73
14237-500908-0 OL Broadband Marketing Services Consumer Awareness	3,141.00	3,347.52	3,263.92	44,732.88
14237-900912-0 OL Broadband Marketing Services Marketing firm	1,166.67	1,166.66	1,166.66	13,199.99
14238-500909-0 OL Broadband Human Resources Human resources	8,512.50	5,556.27	5,557.31	72,106.28
14107-500906-0 OptiLink Safety Safety				
14216-500906-0 OL Cable Safety Safety	2,658.43	1,673.28	2,352.67	22,349.44
14217-500136-0 OL Cable Marketing Services Customer awareness	3,140.07	2,652.77	2,039.71	30,706.81
14217-500138-0 OL Cable Marketing Services Printing/brochures				2,811.73
14217-500908-0 OL Cable Marketing Services Consumer Awareness	3,141.00	3,347.52	3,263.92	44,732.88
14217-900912-0 OL Cable Marketing Services Marketing firm	1,166.67	1,166.67	1,166.67	13,200.02
14218-500909-0 OL Human Resources Human resources	8,512.50	5,556.27	5,557.31	72,106.28
14224-403403-0 OL Comm Telephone Exp Depreciation expense	9,405.40	9,405.40	9,353.62	102,838.19
14224-500100-1 OL Comm Telephone Exp Salaries and wages - supv	5,623.87	5,596.97	5,623.93	48,835.63
14224-500100-2 OL Comm Telephone Exp Salaries and wages - regular	9,362.09	9,303.71	7,980.88	69,695.95
14224-500100-3 OL Comm Telephone Exp Salaries and wages - overtime	517.82	613.99	1,021.56	5,683.24
14224-500100-4 OL Comm Telephone Exp Salaries and wages - vac pay	4,277.51	667.82	408.32	8,200.22
14224-500100-5 OL Comm Telephone Exp Salaries and wages sick pay	415.18	257.51	479.40	2,530.87
14224-500100-6 OL Comm Telephone Exp Salaries and wages bereavemt	66.64	26.90		294.25
14224-500100-7 OL Comm Telephone Exp Salaries and wages - other	1,250.06	615.28	1,147.34	13,946.35
14224-500100-9 OL Comm Telephone Exp Salaries & wages-ins dist	3,372.33	3,416.53	3,318.00	11,305.07
14224-500101-1 OL Comm Telephone Exp FICA employer	1,465.15	1,154.93	1,233.17	10,463.87
14224-500101-2 OL Comm Telephone Exp Retirement - employer	1,769.18	1,387.20	1,425.73	16,381.04
14224-500103-0 OL Comm Telephone Exp Education and training				161.85
14224-500104-0 OL Comm Telephone Exp Certifications & licenses	99.44			103.83
14224-500105-2 OL Comm Telephone Exp Travel - meals			9.55	23.15
14224-500106-0 OL Comm Telephone Exp Contracted labor	4,316.62	2,280.32	1,940.40	26,908.53
14224-500107-0 OL Comm Telephone Exp Materials and supplies	58.23	27.60	80.66	613.75
14224-500110-0 OL Comm Telephone Exp Small tools expense	39.85	197.87	159.02	780.56
14224-500111-1 OL Comm Telephone Exp Truck expense - fuel	1,319.70	959.93	1,234.37	8,361.09
14224-500111-2 OL Comm Telephone Exp Truck expense - maintenance	59.74	1.03	375.04	1,052.61
14224-500111-3 OL Comm Telephone Exp Truck expense - repairs	466.25	221.05	463.81	4,070.94
14224-500112-0 OL Comm Telephone Exp eqpt repair & maintenance	234.95	69.54		893.01
14224-500113-0 OL Comm Telephone Exp Contracted maintenance				(192.58)
14224-500114-0 OL Comm Telephone Exp Building repair & maintenanc				30.43
14224-500117-1 OL Comm Telephone Exp Utilities - electricity	301.30	331.81	356.50	3,863.89
14224-500118-0 OL Comm Telephone Exp Telephone	1,934.83	2,091.11	1,954.53	14,914.42
14224-500119-0 OL Comm Telephone Exp Legal expense	158.40	158.40	158.40	1,742.40
14224-500124-0 OL Comm Telephone Exp Contract services	(0.01)	1,618.01	24.47	4,351.53
14224-500137-0 OL Comm Telephone Exp Postage	657.47	675.40	856.47	7,391.85
14224-500145-0 OL Comm Telephone Exp Software support	6,485.78	375.63	379.06	24,148.49
14224-500158-0 OL Comm Telephone Exp Uniform expense	290.14	267.81	259.98	6,098.78
14224-500180-0 OL Comm Telephone Exp software			49.50	49.50
14224-500181-0 OL Comm Telephone Exp Hardware				146.25
14224-500190-0 OL Comm Telephone Exp Pole attachments	920.28	984.10	871.10	22,283.43
14224-500202-0 OL Comm Telephone Exp Inventory adjustment	78.78	33.67		3,896.44
14224-500501-0 OL Comm Telephone Exp Telephone porting charge		530.64	577.86	5,129.01
14224-500502-0 OL Comm Telephone Exp Telephone trunking & svc chg	12,178.89	12,917.36	13,448.83	150,972.14
14224-500592-0 OL Comm Telephone Exp CABS billing	11.21	17.81	(471.78)	1,893.70
14224-500701-0 OL Comm Telephone Exp All svcs transport charges	173.80	173.80	208.64	1,869.31
14224-500702-0 OL Comm Telephone Exp Installation prep charges	31.08	31.08	31.11	342.40
14224-500801-0 OL Comm Telephone Exp OL & Broadband billing	1,168.88	1,168.88	1,310.79	13,190.36
14224-500930-0 OL Comm Telephone Exp Administration	9,013.71	7,821.57	7,670.53	96,585.60
14224-900210-0 OL Comm Telephone Exp Dues, subscrptns & membershi		741.00		744.85
14224-900921-0 OL Comm Telephone Exp Office supplies	28.49	7.31	7.31	217.65
14214-403403-0 OL Comm Cable Expenses Depreciation expense	1,343.50	1,343.50	1,336.10	14,689.70
14214-500100-1 OL Comm Cable Expenses Salaries and wages - supv	2,040.28	2,013.37	2,040.29	15,644.60
14214-500100-2 OL Comm Cable Expenses Salaries and wages - regula	2,070.76	2,100.84	1,825.18	15,461.11
14214-500100-3 OL Comm Cable Expenses Salaries and wages overtime	98.07	110.45	193.85	1,090.79
14214-500100-4 OL Comm Cable Expenses Salaries and wages vac pay	1,592.69	132.68	85.36	2,400.11
14214-500100-5 OL Comm Cable Expenses Salaries and wages sick pay	83.76	49.75	100.59	550.09
14214-500100-6 OL Comm Cable Expenses Salaries and wages bereavem	11.44	26.90		85.71
14214-500100-7 OL Comm Cable Expenses Salaries and wages - other	313.59	144.00	263.14	3,168.70
14214-500100-9 OL Comm Cable Expenses Salaries & wages-ins dist	808.51	819.11	795.48	2,659.94
14214-500101-1 OL Comm Cable Expenses FICA employer	376.30	280.71	327.89	2,622.17
14214-500101-2 OL Comm Cable Expenses Retirement - employer	345.61	271.39	279.04	3,214.54

	November 2022	October 2022	September 2022	November2022
	Actuals	Actuals	Actuals	Actuals YTD
14214-500103-0 OL Comm Cable Expenses Education and training				41.50
14214-500104-0 OL Comm Cable Expenses Certifications & licenses	25.50			26.63
14214-500105-2 OL Comm Cable Expenses Travel - meals			2.63	6.32
14214-500106-0 OL Comm Cable Expenses Contracted labor	1,297.67	681.62	588.00	7,982.47
14214-500107-0 OL Comm Cable Expenses Materials and supplies	43.98	7.14	20.77	187.77
14214-500110-0 OL Comm Cable Expenses Small tools expense	10.29	45.28	40.78	152.01
14214-500111-1 OL Comm Cable Expenses Truck expense - fuel	1,319.70	959.93	1,234.37	8,553.76
14214-500111-2 OL Comm Cable Expenses Truck expense - maintenance	15.31	0.27	96.16	269.85
14214-500111-3 OL Comm Cable Expenses Truck expense - repairs	119.55	56.67	118.95	1,043.89
14214-500112-0 OL Comm Cable Expenses eqpt repair & maintenance	60.25	17.83		228.99
14214-500113-0 OL Comm Cable Expenses Contracted maintenance				(49.38)
14214-500114-0 OL Comm Cable Expenses Building repair & maintenanc				7.80
14214-500117-1 OL Comm Cable Expenses Utilities - electricity	77.26	85.07	91.42	990.76
14214-500118-0 OL Comm Cable Expenses Telephone	46.67	86.71	46.84	565.99
14214-500119-0 OL Comm Cable Expenses Legal expense	40.61	40.61	40.61	559.21
14214-500124-0 OL Comm Cable Expenses Contract services		414.88	6.28	1,115.81
14214-500137-0 OL Comm Cable Expenses Postage	168.58	166.86	219.61	1,882.66
14214-500145-0 OL Comm Cable Expenses Software support	821.07	96.33	83.71	4,804.01
14214-500158-0 OL Comm Cable Expenses Uniform expense	70.03	64.64	62.75	1,472.08
14214-500181-0 OL Comm Cable Expenses Hardware				37.50
14214-500190-0 OL Comm Cable Expenses Pole attachments	232.19	223.36	223.36	5,680.96
14214-500192-0 OL Comm Cable Expenses OptiLink transmission roya				1,191.77
14214-500202-0 OL Comm Cable Expenses Inventory adjustment	20.20	8.63		999.08
14214-500401-0 OL Comm Cable Expenses TV content charge	43,513.71	44,179.83	42,322.14	503,249.84
14214-500402-0 OL Comm Cable Expenses-Mobi subs fees-0	3,382.25	3,377.28	3,751.17	37,604.26
14214-500502-0 OL Comm Cable Expenses telephone trunking & svc ch				150.00
14214-500701-0 OL Comm Cable Expenses All svcs transport charges	58.60	58.60	71.74	645.53
14214-500702-0 OL Comm Cable Expenses Installation prep charges	7.97	7.97	7.98	87.81
14214-500930-0 OL Comm Cable Expenses Administration	1,163.06	1,009.24	989.75	12,462.65
14214-900210-0 OL Comm Cable Expenses Dues, subscriptns & membersh		190.00		191.17
14214-900921-0 OL Comm Cable Expenses Office supplies	7.31	1.87	1.87	56.48
Total IT-Optilink	1,232,263.48	1,138,639.63	1,109,256.87	12,586,940.91
IT-Other Expenses:				
14106-500906-0 IT Safety Safety	2,175.08	1,369.05	1,924.92	18,285.92
14100-500930-0 IT General Expenses Administration	40,259.73	34,935.07	34,260.42	431,399.71
14001-500106-0 IT Expenses Contracted labor	54.83	57.00	51.11	525.88
14001-500137-0 IT Expenses Postage		79.42	100.31	457.31
14001-900921-0 IT Expenses Office supplies	85.56	44.99	44.99	496.14
14130-403403-0 Internal IS/IT Depreciation expense	1,190.96	1,190.96	1,153.21	12,542.26
14130-500100-1 Internal IS/IT Salaries and wages - supv	27,863.06	27,683.69	27,863.01	346,200.28
14130-500100-2 Internal IS/IT Salaries and wages - regular	45,337.55	47,789.28	55,018.76	813,112.01
14130-500100-3 Internal IS/IT Salaries and wages - overtime	1,879.01	2,438.04	3,420.46	50,330.44
14130-500100-4 Internal IS/IT Salaries and wages - vac pay	19,274.18	3,804.90	960.60	58,290.43
14130-500100-5 Internal IS/IT Salaries and wages - sick pay	2,413.20	1,470.08	1,948.00	28,657.05
14130-500100-6 Internal IS/IT Salaries and wages - bereavemt	158.80	179.34		1,986.56
14130-500100-7 Internal IS/IT Salaries and wages - other	5,784.10	2,508.25	5,640.14	155,806.35
14130-500100-9 Internal IS/IT Salaries & wages-ins dist	17,180.78	17,405.99	16,904.03	402,990.07
14130-500101-1 Internal IS/IT FICA employer	7,280.65	6,037.20	7,158.03	103,819.90
14130-500101-2 Internal IS/IT Retirement - employer	19,806.73	15,648.51	16,113.64	187,604.00
14130-500103-0 Internal IS/IT Education and training				5,722.00
14130-500104-0 Internal IS/IT Certifications & licenses		48.00		48.00
14130-500106-0 Internal IS/IT Contracted labor				135.00
14130-500107-0 Internal IS/IT Materials and supplies	1,072.78	(500.00)	672.25	(2,133.19)
14130-500110-0 Internal IS/IT Small tools expense		288.78	329.99	4,284.73
14130-500111-1 Internal IS/IT Truck expense - fuel	754.11	548.53	705.35	4,819.68
14130-500117-1 Internal IS/IT Utilities - electricity	85.20	86.04	89.96	1,089.73
14130-500118-0 Internal IS/IT Telephone	396.74	796.53	397.43	5,842.83
14130-500137-0 Internal IS/IT Postage	0.81	182.11	5.49	421.85
14130-500145-0 Internal IS/IT Software support	18,661.26	11,401.89	10,623.82	195,821.22
14130-500158-0 Internal IS/IT Uniform expense	1,043.49	1,056.48	955.47	21,339.28
14130-500180-0 Internal IS/IT Software				1,424.91
14130-500181-0 Internal IS/IT Hardware				4,376.44
14130-500701-0 Internal IS/IT All svcs transport charges	1,867.19	1,867.19	2,487.19	20,590.48
14130-500930-0 Internal IS/IT Administration	(172,285.96)	(143,831.79)	(152,585.83)	(2,428,704.32)
14130-900210-0 Internal IS/IT dues, subscriptns & memberships		1,900.00	139.00	2,039.00
14130-900921-0 Internal IS/IT Office supplies	235.36			1,543.01
14109-500909-0 IT Human Resources Human resources	6,964.77	4,546.04	4,546.89	58,996.06
14244-403403-0 Traditional Comm BB Exp Depreciation expense	83,868.11	83,868.11	83,498.21	918,112.06
14244-500100-1 Traditional Comm BB Exp Salaries and wages - supv	11,321.13	11,294.24	11,321.12	109,797.31
14244-500100-2 Traditional Comm BB Exp Salaries and wages regular	21,264.96	21,686.43	18,971.97	168,112.63
14244-500100-3 Traditional Comm BB Exp Salaries and wages overtim	1,282.34	1,574.67	2,452.11	14,264.42
14244-500100-4 Traditional Comm BB Exp Salaries and wages vac pay	10,711.35	1,256.40	884.80	19,062.30
14244-500100-5 Traditional Comm BB Exp Salaries and wages sick pa	924.40	626.68	1,007.68	5,595.69
14244-500100-6 Traditional Comm BB Exp Salaries and wages bereave	188.80	26.90		667.67
14244-500100-7 Traditional Comm BB Exp Salaries and wages - other	2,927.96	1,436.64	2,667.57	37,141.09
14244-500100-9 Traditional Comm BB Exp Salaries & wages-ins dist	7,585.07	7,684.50	7,462.89	37,687.62

	November 2022	October 2022	September 2022	November 2022
	Actuals	Actuals	Actuals	Actuals YTD
14244-500101-1 Traditional Comm BB Exp FICA employer	3,401.08	2,607.93	2,767.11	24,863.44
14244-500101-2 Traditional Comm BB Exp Retirement - employer	1,012.12	693.46	655.66	15,143.31
14244-500103-0 Traditional Comm BB Exp Education and training				450.00
14244-500104-0 Traditional Comm BB Exp Certifications & licenses	256.97			268.21
14244-500105-2 Traditional Comm BB Exp Travel - meals			14.64	38.68
14244-500106-0 Traditional Comm BB Exp Contracted labor	571.73	516.21		9,441.87
14244-500107-0 Traditional Comm BB Exp Materials and supplies	112.27	67.10	327.82	1,534.41
14244-500110-0 Traditional Comm BB Exp Small tools expense	98.43	452.82	407.73	1,921.26
14244-500111-1 Traditional Comm BB Exp Truck expense - fuel	754.11	548.53	705.35	5,011.23
14244-500111-2 Traditional Comm BB Exp Truck expense maintenance	153.64	2.60	961.63	2,699.54
14244-500111-3 Traditional Comm BB Exp Truck expense - repairs	1,195.49	566.72	1,189.18	10,449.50
14244-500112-0 Traditional Comm BB Exp eqpt repair & maintenance	520.91	178.32		2,208.25
14244-500113-0 Traditional Comm BB Exp Contracted maintenance				(493.80)
14244-500114-0 Traditional Comm BB Exp Building repair & mnt				78.02
14244-500117-1 Traditional Comm BB Exp Utilities - electricity	772.56	850.78	914.11	9,907.36
14244-500118-0 Traditional Comm BB Exp Telephone	541.99	942.71	544.21	6,490.56
14244-500119-0 Traditional Comm BB Exp Legal expense	406.16	406.16	406.16	4,467.71
14244-500124-0 Traditional Comm BB Exp Contract services		4,148.75	62.74	11,824.36
14244-500137-0 Traditional Comm BB Exp Postage	1,685.81	1,764.61	2,196.06	19,019.23
14244-500145-0 Traditional Comm BB Exp Software support	4,979.87	963.12	837.06	51,079.51
14244-500158-0 Traditional Comm BB Exp Uniform expense	5,054.50	4,665.48	4,529.01	106,246.03
14244-500181-0 Traditional Comm BB Exp Hardware				375.00
14244-500190-0 Traditional Comm BB Exp Pole attachments	2,359.63	2,233.57	2,233.57	56,846.98
14244-500202-0 Traditional Comm BB Exp Inventory adjustment	202.00	86.35		9,990.89
14244-500601-0 Traditional Comm BB Exp Broadband customer charge	6,410.00	6,410.00	6,410.00	69,620.00
14244-500701-0 Traditional Comm BB Exp All svcs transport charges	10,022.76	10,022.76	10,642.77	111,150.04
14244-500702-0 Traditional Comm BB Exp Installation prep charges	82.58	82.58	82.64	904.07
14244-500930-0 Traditional Comm BB Exp Administration	29,076.47	25,230.89	24,743.64	311,566.47
14244-900210-0 Traditional Comm BB Exp Dues, subscrptns & member		1,900.00		1,900.00
14244-900921-0 Traditional Comm BB Exp Office supplies	73.06	18.75	18.75	598.48
Total IT-Other Expenses	259,358.23	235,846.33	229,844.83	2,666,202.41
Total Operating Expenses	23,367,340.33	25,633,857.39	31,041,036.92	306,812,123.91
Operating Margin				
Electric	2,796,313.29	9,564,424.34	9,512,858.25	40,330,886.30
Water	29,024.64	308,798.14	218,682.00	1,950,098.38
Wastewater	(236,635.85)	(420,530.14)	(33,003.19)	(2,722,804.28)
Gas	204,440.64	598,654.97	144,381.06	3,215,610.45
IT-Optilink	215,876.45	289,478.28	306,857.96	3,088,014.79
IT Other	137,593.14	166,315.22	171,617.47	1,752,639.68
Total Operating Margin	3,146,612.31	10,507,140.81	10,321,393.55	47,614,445.32
Other Income (Expenses)				
Interest Income:				
98000-350419-0 Interest Income Interest inc - other				1,860.79
98000-350419-7 Interest Income-2017 Bonds	6,630.48	6,499.49	8,111.63	98,959.58
98000-355419-1 Interest Income Interest inc nuclear decomm	115,226.50	58,425.00	25,002.50	765,181.14
98000-355419-5 Interest Income Interest inc elec capcty r & e	2,031.30			17,112.60
98000-358419-0 Interest Income Interest inc GPC dep overage	25.03	56.15	83.02	1,564.54
Total Interest Income	123,913.31	64,980.64	33,197.15	884,678.65
Accretion on Zero Coupons				
Interest Expense:				
98100-460431-0 Interest Expense-Other	(469,088.97)	(469,088.97)	(469,088.97)	(5,233,117.16)
Total Interest Expense	(469,088.97)	(469,088.97)	(469,088.97)	(5,233,117.16)
Swap Interest Income				
Swap Interest Expense				
AFUDC				
Miscellaneous Income (Expense):				
98400-340452-0 Other Income/Deductions TVA-Pat Garrett tap line				102,165.00
98400-340453-0 Other Income/Deductions ONLINE collections	(5,771.73)	(1,102.80)	(1,587.76)	(14,654.28)
98400-340455-0 Other Income/Deductions Misc income - OptiLink	(25.00)	(25.00)		(100.00)
98400-340456-0 Other Income/Deductions Miscellaneous income	19,485.54	23,812.15	26,147.86	274,501.48
98400-340456-1 Other Income/Deductions-Misc inc blue/green ticket		20,743.91	1,682.80	27,063.52
98400-340458-0 Other Income/Deductions Duke-Land Lease Rental	50,000.00			50,000.00
98400-340460-0 Bond Expenses - Amortization	(7,256.45)	(7,256.45)		(14,512.90)
98400-341421-1 Other Income/Deductions Gain on disposal of proper	59,400.00	(14,864.91)	27,351.00	188,907.71
98400-341421-2 Other Income/Deductions Loss on disposal of proper	(140,718.79)			(152,755.64)
Total Miscellaneous Income (Expense)	(24,886.43)	21,306.90	53,593.90	460,614.89
Total Other Income (Exp)	(370,062.09)	(382,801.43)	(382,297.92)	(3,887,823.62)
NET INCOME	2,776,550.22	10,124,339.38	9,939,095.63	43,726,621.70

	November 2022	October 2022	September 2022	November2022
	Actuals	Actuals	Actuals	Actuals YTD
Transfer PMT Assessment:				
98900-900990-0 Transfer Pmt Assessment Transfer pmt assessment	(1,042,499.00)	(1,042,499.00)	(1,042,499.00)	(10,875,501.00)
Total Transfer PMT Assessment	(1,042,499.00)	(1,042,499.00)	(1,042,499.00)	(10,875,501.00)
NET INCOME after Transfer Pmt Assessment	1,734,051.22	9,081,840.38	8,896,596.63	32,851,120.70
Net Income After Transfer PMT Assessment	1,734,051.22	9,081,840.38	8,896,596.63	32,851,120.70
Change in FMV of Securities:				
98500-361419-0 Change in FMV of Securities Change in FMV Cust Dep	7,102.02	5,479.40	5,016.93	23,824.18
98500-365419-2 Change in FMV of Securities Chg in FMV-Nucl-Bank	909,376.39	(483,472.12)	(1,361,004.76)	(4,681,806.43)
98500-365419-4 Change in FMV of Securities Chg in FMV-Nucl-Wachov	27,888.07	(19,968.83)	(55,861.75)	(180,042.99)
98500-365419-5 Change in FMV of Securities Change in FMV Electric	13,327.47	(10,567.74)	(26,757.48)	(124,951.28)
98500-365419-6 Change in FMV of Securities Change in FMV-Vogtle 3	1,056.15	(990.20)	(3,546.50)	(3,359.28)
98500-365419-8 Change in FMV of Securities Change in FMV-Vogtle 4	1,056.15	(990.20)	(3,546.50)	(3,358.74)
Total Change in FMV of Securities	959,806.25	(510,509.69)	(1,445,700.06)	(4,969,694.54)
Change in FMV Swap				
Change in FMV Gas Derivative				
NET INCOME AFTER TRNSF PMT ASSESS & FMV ADJ	2,693,857.47	8,571,330.69	7,450,896.57	27,881,426.16