

FILED

MAR 11 2020

EXECUTIVE SECRETARY
G.P.S.C.

BEFORE THE GEORGIA PUBLIC SERVICE COMMISSION

STATE OF GEORGIA


IN RE: Regulated Referral Program) DOCKET NO. 28320, 34432, 38703
To Assist Low-Income Citizens)

Department of Human Services
Regulated Referral Program
Monthly Status Report

The Department of Human Services submits the Regulated Provider Referral Monthly Report in compliance with the Commission memorandum of understanding issued at the August 17, 2011 Administrative Session and extended on September 14, 2017. The MOU specifies the monthly filing of the number of applicants processed and the balance of the funds dedicated to processing applications for the Regulated Provider Program. September 1, 2018 began 2019 Regulated Marketer Referral Program agencies contract for referrals service.

Enclosed is the February report for January expenditures for the RMRP, Natural Gas Marketer of last resort, through January 31, 2020. An electronic file copy is also submitted for posting.

Respectfully submitted this 11th of February 2020.



Cynthia Bryant

Supervisor – LIHEAP/ CSBG Programs- Office of Family Independence
Division of Family and Children Services

Energy Regulated Referral Monthly Report

FFY 2020

February report for Reimbursement Request as of January 31, 2020

Cost Per Referral \$ 18.00

AGENCIES	Cumulative Referrals	Monthly CAA's Referrals	ALLOCATED / CONTRACT AMOUNT	Prior Period Expended Funds	Current Month Expended Funds	CONTRACT BALANCE
Beginning USF Balance as of 1/1/2020						
CSRA	-	-	1,680	\$ -	\$ -	\$ 1,680
Clayton	-	-	1,520	\$ -	\$ -	\$ 1,520
Coastal GA	-	-	1,680	\$ -	\$ -	\$ 1,680
Coastal Plain	-	-	1,680	\$ -	\$ -	\$ 1,680
CAFI	-	-	-	\$ -	\$ -	\$ -
Concerted	1	-	1,616	\$ 16	\$ -	\$ 1,600
EOA Savannah	-	-	1,280	\$ -	\$ -	\$ 1,280
Fulton	-	-	1,536	\$ -	\$ -	\$ 1,536
Heart of GA	21	-	1,264	\$ 336	\$ -	\$ 928
Macon-Bibb	-	-	1,680	\$ -	\$ -	\$ 1,680
Middle GA	-	-	1,584	\$ -	\$ -	\$ 1,584
Ninth Dist	-	-	1,648	\$ -	\$ -	\$ 1,648
North GA	1	-	1,664	\$ 16	\$ -	\$ 1,648
Overview	-	-	1,680	\$ -	\$ -	\$ 1,680
Partnership	-	-	1,680	\$ -	\$ -	\$ 1,680
Tallapoosa	19	2	1,328	\$ 272	\$ 32	\$ 1,024
West Central	-	-	-	\$ -	\$ -	\$ -
Action- counties served by other	-	-	-	\$ -	\$ -	\$ -
ESP- non-AGL area	-	-	-	\$ -	\$ -	\$ -
Southwest - non-AGL area	-	-	-	\$ -	\$ -	\$ -
Total	42	2	23,520	\$ 640	\$ 32	\$ 22,848

Beginning Regulated Referral from USF as of MOU order extending 08/31/2020	\$ 23,520.00
Less DHS Administrative Maximum	-
Agencies Beginning Contract Balance	\$ 23,520.00
Expended Funds as of Jan 1, 2020	(640)
Beginning Regulated Referral from USF as of Jan 1, 2020	22,880
Expended USF Funds Ending Jan 31, 2020	(32)
Ending USF Regulated Referral Balance Jan 31, 2020	\$ 22,848.00

***Number of referrals are cumulative based on reimbursement dollars

DHS Administrative Maximum	328.00
Prior month Admin expensed	(80.00)
Admin available as of Jan 1, 2020	248.00
Admin expensed as of Jan 31, 2020	(32.00)
Beginning Admin balance as of February 1, 2020	\$ 216.00

Energy Regulated Referral Monthly Report

FFY 2020

March report for Reimbursement Request as of February 29, 2020

Cost Per Referral \$ 18.00

AGENCIES	Cumulative Referrals	Monthly CAA's Referrals	ALLOCATED / CONTRACT AMOUNT	Prior Period Expended Funds	Current Month Expended Funds	CONTRACT BALANCE
Beginning USF Balance as of 2/1/2020						
CSRA	-	-	1,680	\$ -	\$ -	\$ 1,680
Clayton	-	-	1,520	\$ -	\$ -	\$ 1,520
Coastal GA	-	-	1,680	\$ -	\$ -	\$ 1,680
Coastal Plain	-	-	1,680	\$ -	\$ -	\$ 1,680
CAFI	-	-	-	\$ -	\$ -	\$ -
Concerted	1	-	1,616	\$ 16	\$ -	\$ 1,600
EOA Savannah	-	-	1,280	\$ -	\$ -	\$ 1,280
Fulton	-	-	1,536	\$ -	\$ -	\$ 1,536
Heart of GA	21	-	1,264	\$ 336	\$ -	\$ 928
Macon-Bibb	-	-	1,680	\$ -	\$ -	\$ 1,680
Middle GA	-	-	1,584	\$ -	\$ -	\$ 1,584
Ninth Dist	-	-	1,648	\$ -	\$ -	\$ 1,648
North GA	1	-	1,664	\$ 16	\$ -	\$ 1,648
Overview	-	-	1,680	\$ -	\$ -	\$ 1,680
Partnership	-	-	1,680	\$ -	\$ -	\$ 1,680
Talatoona	20	1	1,328	\$ 304	\$ 16	\$ 1,008
West Central	-	-	-	\$ -	\$ -	\$ -
Action- counties served by other	-	-	-	\$ -	\$ -	\$ -
ESP- non-AGL area	-	-	-	\$ -	\$ -	\$ -
Southwest - non- AGL area	-	-	-	\$ -	\$ -	\$ -
Total	43	1	\$ 23,520	\$ 672	\$ 16	\$ 22,832

Beginning Regulated Referral from USF as of MOU order extending 08/31/2020

Less DHS Administrative Maximum	\$ 23,520.00
Agencies Beginning Contract Balance	\$ 23,520.00
Expended Funds as of Feb 1, 2020	(672)
Beginning Regulated Referral from USF as of Feb 1, 2020	22,848
Expended USF Funds Ending Feb 29, 2020	(16)
Ending USF Regulated Referral Balance Feb 29, 2020	\$ 22,832.00

***Number of referrals are cumulative based on reimbursement dollars

DHS Administrative Maximum	328.00
Prior month Admin expensed	(112.00)
Admin available as of Feb 1, 2020	216.00
Admin expensed as of Feb 29, 2020	(2.00)
Beginning Admin balance as of March 1, 2020	\$ 214.00

FILED

MAR 11 2020

EXECUTIVE SECRETARY
G.P.S.C.

BEFORE THE GEORGIA PUBLIC SERVICE COMMISSION

STATE OF GEORGIA

IN RE: Regulated Referral Program) DOCKET NO. 28320, 34432, 38703
To Assist Low-Income Citizens)

Department of Human Services
Regulated Referral Program
Monthly Status Report

The Department of Human Services submits the Regulated Provider Referral Monthly Report in compliance with the Commission memorandum of understanding issued at the August 17, 2011 Administrative Session and extended on September 14, 2017. The MOU specifies the monthly filing of the number of applicants processed and the balance of the funds dedicated to processing applications for the Regulated Provider Program. September 1, 2018 began 2019 Regulated Marketer Referral Program agencies contract for referrals service.

Enclosed is the September report for August expenditures for the RMRP, Natural Gas Marketer of last resort, through August 31, 2019. An electronic file copy is also submitted for posting.

Respectfully submitted this 11th of February 2020.



Cynthia Bryant

Supervisor – LIHEAP/ CSBG Programs- Office of Family Independence
Division of Family and Children Services

Energy Regulated Referral Monthly Report

FFY 2019

September report for Reimbursement Request as of August 31, 2019

Cost Per Referral \$ 18.00

AGENCIES	Cumulative Referrals	Monthly CAA's Referrals	ALLOCATED / CONTRACT AMOUNT	Prior Period Expended Funds	Current Month Expended Funds	CONTRACT BALANCE
Beginning USF Balance as of 8/1/2019						
CSRA	-	-	1,680	\$ -	\$ -	\$ 1,680
Clayton	-	-	1,520	\$ -	\$ -	\$ 1,520
Coastal GA	-	-	1,680	\$ -	\$ -	\$ 1,680
Coastal Plain	-	-	1,680	\$ -	\$ -	\$ 1,680
CAFI	-	-	-	\$ -	\$ -	\$ -
Concerted	1	-	1,616	16	\$ -	\$ 1,600
EOA Savannah	-	-	1,280	\$ -	\$ -	\$ 1,280
Fulton	-	-	1,536	\$ -	\$ -	\$ 1,536
Heart of GA	10	-	1,264	160	\$ -	\$ 1,104
Macon-Bibb	-	-	1,680	\$ -	\$ -	\$ 1,680
Middle GA	-	-	1,584	\$ -	\$ -	\$ 1,584
Ninth Dist	-	-	1,648	\$ -	\$ -	\$ 1,648
North GA	1	-	1,664	16	\$ -	\$ 1,648
Overview	-	-	1,680	\$ -	\$ -	\$ 1,680
Partnership	-	-	1,680	\$ -	\$ -	\$ 1,680
Tallapoona	5	-	1,328	80	\$ -	\$ 1,248
West Central	-	-	-	\$ -	\$ -	\$ -
Action- counties served by other	-	-	-	\$ -	\$ -	\$ -
ESP- non- AGL area	-	-	-	\$ -	\$ -	\$ -
Southwest - non- AGL area	-	-	-	\$ -	\$ -	\$ -
Total	17	-	\$ 23,520	\$ 272	\$ -	\$ 23,248

Beginning Regulated Referral from USF as of MOU order extending 08/31/2020

Less DHS Administrative Maximum	\$ 23,520.00
Agencies Beginning Contract Balance	\$ -
Expended Funds as of Aug 1, 2019	(272)
Beginning Regulated Referral from USF as of Aug 1, 2019	23,248
Expended USF Funds Ending Aug 31, 2019	-
Ending USF Regulated Referral Balance Aug 31, 2019	\$ 23,248.00

***Number of referrals are cumulative based on reimbursement dollars

DHS Administrative Maximum	328.00
Prior month Admin expensed	(34.00)
Admin available as of Aug 1, 2019	294.00
Admin expensed as of Aug 31, 2019	-
Beginning Admin balance as of September 1, 2019	\$ 294.00

** FY 2019 No additional referral were submitted for reimbursement for RMRP

FILED

MAR 11 2020

BEFORE THE GEORGIA PUBLIC SERVICE COMMISSION

EXECUTIVE SECRETARY
G.P.S.C.

STATE OF GEORGIA


IN RE: Regulated Referral Program)
To Assist Low-Income Citizens) DOCKET NO. 28320, 34432, 38703

Department of Human Services
Regulated Referral Program
Monthly Status Report

The Department of Human Services submits the Regulated Provider Referral Monthly Report in compliance with the Commission memorandum of understanding issued at the August 17, 2011 Administrative Session and extended on September 14, 2017. The MOU specifies the monthly filing of the number of applicants processed and the balance of the funds dedicated to processing applications for the Regulated Provider Program. September 1, 2018 began 2019 Regulated Marketer Referral Program agencies contract for referrals service.

Enclosed is the December report for November expenditures for the RMRP, Natural Gas Marketer of last resort, through November 30, 2019. An electronic file copy is also submitted for posting.

Respectfully submitted this 11th of February 2020.



Cynthia Bryant

Supervisor – LIHEAP/ CSBG Programs- Office of Family Independence
Division of Family and Children Services

Energy Regulated Referral Monthly Report

FFY 2020

October report for Reimbursement Request as of September 30, 2019

Cost Per Referral \$ 18.00

AGENCIES	Cumulative Referrals	Monthly CAA's Referrals	ALLOCATED / CONTRACT AMOUNT	Prior Period Expended Funds	Current Month Expended Funds	CONTRACT BALANCE
Beginning USF Balance as of 9/1/2019						
CSRA	-	-	1,680	\$ -	\$ -	\$ 1,680
Clayton	-	-	1,520	\$ -	\$ -	\$ 1,520
Coastal GA	-	-	1,680	\$ -	\$ -	\$ 1,680
Coastal Plain	-	-	1,680	\$ -	\$ -	\$ 1,680
CAFI	-	-	-	\$ -	\$ -	\$ -
Concerted	1	-	1,616	\$ 16	\$ -	\$ 1,600
EOA Savannah	-	-	1,280	\$ -	\$ -	\$ 1,280
Fulton	-	-	1,536	\$ -	\$ -	\$ 1,536
Heart of GA	10	-	1,264	\$ 160	\$ -	\$ 1,104
Macon-Bibb	-	-	1,680	\$ -	\$ -	\$ 1,680
Middle GA	-	-	1,584	\$ -	\$ -	\$ 1,584
Ninth Dist	-	-	1,648	\$ -	\$ -	\$ 1,648
North GA	1	-	1,664	\$ 16	\$ -	\$ 1,648
Overview	-	-	1,680	\$ -	\$ -	\$ 1,680
Partnership	-	-	1,680	\$ -	\$ -	\$ 1,680
Tallatoona	5	-	1,328	\$ 80	\$ -	\$ 1,248
West Central	-	-	-	\$ -	\$ -	\$ -
Action- counties served by other	-	-	-	\$ -	\$ -	\$ -
ESP- non- AGL area	-	-	-	\$ -	\$ -	\$ -
Southwest - non- AGL area	-	-	-	\$ -	\$ -	\$ -
Total	17	-	\$ 23,520	\$ 272	\$ -	\$ 23,248

Beginning Regulated Referral from USF as of MOU order extending 08/31/2020	\$ 23,520.00
Less DHS Administrative Maximum	-
Agencies Beginning Contract Balance	\$ 23,520.00
Expended Funds as of Sept 1, 2019	(272)
Beginning Regulated Referral from USF as of Sept 1, 2019	23,248
Expended USF Funds Ending Sept 30, 2019	-
Ending USF Regulated Referral Balance Sept 30, 2019	\$ 23,248.00

***Number of referrals are cumulative based on reimbursement dollars

DHS Administrative Maximum	328.00
Prior month Admin expensed	(34.00)
Admin available as of Sept 1, 2019	294.00
Admin expensed as of Sept 30, 2019	-
Beginning Admin balance as of October 1, 2019	\$ 294.00

BEFORE THE GEORGIA PUBLIC SERVICE COMMISSION

STATE OF GEORGIA


IN RE: Regulated Referral Program) DOCKET NO. 28320, 34432, 38703
To Assist Low-Income Citizens)

Department of Human Services
Regulated Referral Program
Monthly Status Report

The Department of Human Services submits the Regulated Provider Referral Monthly Report in compliance with the Commission memorandum of understanding issued at the August 17, 2011 Administrative Session and extended on September 14, 2017. The MOU specifies the monthly filing of the number of applicants processed and the balance of the funds dedicated to processing applications for the Regulated Provider Program. September 1, 2018 began 2019 Regulated Marketer Referral Program agencies contract for referrals service.

Enclosed is the October report for September expenditures for the RMRP, Natural Gas Marketer of last resort, through September 30, 2019. An electronic file copy is also submitted for posting.

Respectfully submitted this 11th of February 2020.



Cynthia Bryant

Supervisor – LIHEAP/ CSBG Programs- Office of Family Independence
Division of Family and Children Services

Energy Regulated Referral Monthly Report

FFY 2020

***October report for Reimbursement Request as of September 30, 2019
 Cost Per Referral \$ 18.00

AGENCIES	Cumulative Referrals	Monthly CAA's Referrals	ALLOCATED / CONTRACT AMOUNT	Prior Period Expended Funds	Current Month Expended Funds	CONTRACT BALANCE
Beginning USF Balance as of 9/1/2019						
CSRA	-	-	1,680	\$ -	\$ -	\$ 1,680
Clayton	-	-	1,520	\$ -	\$ -	\$ 1,520
Coastal GA	-	-	1,680	\$ -	\$ -	\$ 1,680
Coastal Plain	-	-	1,680	\$ -	\$ -	\$ 1,680
CAFI	-	-	-	\$ -	\$ -	\$ -
Concerted	1	-	1,616	\$ 16	\$ -	\$ 1,600
EOA Savannah	-	-	1,280	\$ -	\$ -	\$ 1,280
Fulton	-	-	1,536	\$ -	\$ -	\$ 1,536
Heart of GA	10	-	1,264	\$ 160	\$ -	\$ 1,104
Macon-Bibb	-	-	1,680	\$ -	\$ -	\$ 1,680
Middle GA	-	-	1,584	\$ -	\$ -	\$ 1,584
Ninth Dist	-	-	1,648	\$ -	\$ -	\$ 1,648
North GA	1	-	1,664	\$ 16	\$ -	\$ 1,648
Overview	-	-	1,680	\$ -	\$ -	\$ 1,680
Partnership	-	-	1,680	\$ -	\$ -	\$ 1,680
Tallapoosa	5	-	1,328	\$ 80	\$ -	\$ 1,248
West Central	-	-	-	\$ -	\$ -	\$ -
Action- counties served by other	-	-	-	\$ -	\$ -	\$ -
ESP- non- AGL area	-	-	-	\$ -	\$ -	\$ -
Southwest- non- AGL area	-	-	-	\$ -	\$ -	\$ -
Total	17	-	\$ 23,520	\$ 272	\$ -	\$ 23,248

Beginning Regulated Referral from USF as of MOU order extending 08/31/2020	\$ 23,520.00
Less DHS Administrative Maximum	-
Agencies Beginning Contract Balance	\$ 23,520.00
Expended Funds as of Sept 1, 2019	(272)
Beginning Regulated Referral from USF as of Sept 1, 2019	23,248
Expended USF Funds Ending Sept 30, 2019	-
Ending USF Regulated Referral Balance Sept 30, 2019	\$ 23,248.00

***Number of referrals are cumulative based on reimbursement dollars

DHS Administrative Maximum	328.00
Prior month Admin expensed	(34.00)
Admin available as of Sept 1, 2019	294.00
Admin expensed as of Sept 30, 2019	-
Beginning Admin balance as of October 1, 2019	\$ 294.00

FILED

MAR 11 2020

EXECUTIVE SECRETARY
G.P.S.C.

BEFORE THE GEORGIA PUBLIC SERVICE COMMISSION

STATE OF GEORGIA


IN RE: Regulated Referral Program) DOCKET NO. 28320, 34432, 38703
To Assist Low-Income Citizens)

Department of Human Services
Regulated Referral Program
Monthly Status Report

The Department of Human Services submits the Regulated Provider Referral Monthly Report in compliance with the Commission memorandum of understanding issued at the August 17, 2011 Administrative Session and extended on September 14, 2017. The MOU specifies the monthly filing of the number of applicants processed and the balance of the funds dedicated to processing applications for the Regulated Provider Program. September 1, 2018 began 2019 Regulated Marketer Referral Program agencies contract for referrals service.

Enclosed is the December report for November expenditures for the RMRP, Natural Gas Marketer of last resort, through November 30, 2019. An electronic file copy is also submitted for posting.

Respectfully submitted this 11th of February 2020.



Cynthia Bryant

Supervisor – LIHEAP/ CSBG Programs- Office of Family Independence
Division of Family and Children Services

Energy Regulated Referral Monthly Report

FFY 2020

December report for Reimbursement Request as of November 30, 2019

Cost Per Referral \$ 18.00

AGENCIES	Cumulative Referrals	Monthly CAA's Referrals	ALLOCATED / CONTRACT AMOUNT	Prior Period Expended Funds	Current Month Expended Funds	CONTRACT BALANCE
Beginning USF Balance as of 11/1/2019						
CSRA	-	-	1,680	\$ -	\$ -	\$ 1,680
Clayton	-	-	1,520	\$ -	\$ -	\$ 1,520
Coastal GA	-	-	1,680	\$ -	\$ -	\$ 1,680
Coastal Plain	-	-	1,680	\$ -	\$ -	\$ 1,680
CAFI	-	-	-	\$ -	\$ -	\$ -
Concerted	1	-	1,616	\$ 16	\$ -	\$ 1,600
EOA Savannah	-	-	1,280	\$ -	\$ -	\$ 1,280
Fulton	-	-	1,536	\$ -	\$ -	\$ 1,536
Heart of GA	10	-	1,264	\$ 160	\$ -	\$ 1,104
Macon-Bibb	-	-	1,680	\$ -	\$ -	\$ 1,680
Middle GA	-	-	1,584	\$ -	\$ -	\$ 1,584
Ninth Dist	-	-	1,648	\$ -	\$ -	\$ 1,648
North GA	1	-	1,664	\$ 16	\$ -	\$ 1,648
Overview	-	-	1,680	\$ -	\$ -	\$ 1,680
Partnership	-	-	1,680	\$ -	\$ -	\$ 1,680
Tallatoona	5	-	1,328	\$ 80	\$ -	\$ 1,248
West Central	-	-	-	\$ -	\$ -	\$ -
Action- counties served by other	-	-	-	\$ -	\$ -	\$ -
ESP- non- AGL area	-	-	-	\$ -	\$ -	\$ -
Southwest - non- AGL area	-	-	-	\$ -	\$ -	\$ -
Total	17	-	\$ 23,520	\$ 272	\$ -	\$ 23,248

Beginning Regulated Referral from USF as of MOU order extending 08/31/2020

\$ 23,520.00

Less DHS Administrative Maximum

Agencies Beginning Contract Balance

Expended Funds as of Nov 1, 2019

Beginning Regulated Referral from USF as of Nov 1, 2019

Expended USF Funds Ending Nov 30, 2019

Ending USF Regulated Referral Balance Nov 30, 2019

\$ 23,248.00

***Number of referrals are cumulative based on reimbursement dollars

DHS Administrative Maximum

Prior month Admin expensed

Admin available as of Nov 1, 2019

Admin expensed as of Nov 30, 2019

Beginning Admin balance as of December 1, 2019

\$ 328.00

(34.00)

294.00

\$ 294.00

FILED

MAR 11 2020

BEFORE THE GEORGIA PUBLIC SERVICE COMMISSION

EXECUTIVE SECRETARY
G.P.S.C.

STATE OF GEORGIA

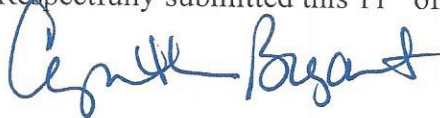
IN RE: Regulated Referral Program) DOCKET NO. 28320, 34432, 38703
To Assist Low-Income Citizens)

Department of Human Services
Regulated Referral Program
Monthly Status Report

The Department of Human Services submits the Regulated Provider Referral Monthly Report in compliance with the Commission memorandum of understanding issued at the August 17, 2011 Administrative Session and extended on September 14, 2017. The MOU specifies the monthly filing of the number of applicants processed and the balance of the funds dedicated to processing applications for the Regulated Provider Program. September 1, 2018 began 2019 Regulated Marketer Referral Program agencies contract for referrals service.

Enclosed is the February report for January expenditures for the RMRP, Natural Gas Marketer of last resort, through January 31, 2020. An electronic file copy is also submitted for posting.

Respectfully submitted this 11th of February 2020.



Cynthia Bryant

Supervisor – LIHEAP/ CSBG Programs- Office of Family Independence
Division of Family and Children Services

Energy Regulated Referral Monthly Report

FFY 2020

~~~February report for Reimbursement Request as of January 31, 2020

Cost Per Referral \$ 18.00

| AGENCIES                                    | Cumulative Referrals | Monthly CAA's Referrals | ALLOCATED / CONTRACT AMOUNT | Prior Period Expended Funds | Current Month Expended Funds | CONTRACT BALANCE |
|---------------------------------------------|----------------------|-------------------------|-----------------------------|-----------------------------|------------------------------|------------------|
| <b>Beginning USF Balance as of 1/1/2020</b> |                      |                         |                             |                             |                              |                  |
| CSRA                                        | -                    | -                       | 1,680                       | \$ -                        | \$ -                         | \$ 1,680         |
| Clayton                                     | -                    | -                       | 1,520                       | \$ -                        | \$ -                         | \$ 1,520         |
| Coastal GA                                  | -                    | -                       | 1,680                       | \$ -                        | \$ -                         | \$ 1,680         |
| Coastal Plain                               | -                    | -                       | 1,680                       | \$ -                        | \$ -                         | \$ 1,680         |
| CAFI                                        | -                    | -                       | -                           | \$ -                        | \$ -                         | \$ -             |
| Concerted                                   | 1                    | -                       | 1,616                       | \$ 16                       | \$ -                         | \$ 1,600         |
| EOA Savannah                                | -                    | -                       | 1,280                       | \$ -                        | \$ -                         | \$ 1,280         |
| Fulton                                      | -                    | -                       | 1,536                       | \$ -                        | \$ -                         | \$ 1,536         |
| Heart of GA                                 | 21                   | -                       | 1,264                       | \$ 336                      | \$ -                         | \$ 928           |
| Macon-Bibb                                  | -                    | -                       | 1,680                       | \$ -                        | \$ -                         | \$ 1,680         |
| Middle GA                                   | -                    | -                       | 1,584                       | \$ -                        | \$ -                         | \$ 1,584         |
| Ninth Dist                                  | -                    | -                       | 1,648                       | \$ -                        | \$ -                         | \$ 1,648         |
| North GA                                    | 1                    | -                       | 1,664                       | \$ 16                       | \$ -                         | \$ 1,648         |
| Overview                                    | -                    | -                       | 1,680                       | \$ -                        | \$ -                         | \$ 1,680         |
| Partnership                                 | -                    | -                       | 1,680                       | \$ -                        | \$ -                         | \$ 1,680         |
| Tallatoona                                  | 19                   | 2                       | 1,328                       | \$ 272                      | \$ 32                        | \$ 1,024         |
| West Central                                | -                    | -                       | -                           | \$ -                        | \$ -                         | \$ -             |
| Action- counties served by other            | -                    | -                       | -                           | \$ -                        | \$ -                         | \$ -             |
| ESP- non- AGL area                          | -                    | -                       | -                           | \$ -                        | \$ -                         | \$ -             |
| Southwest- non- AGL area                    | -                    | -                       | -                           | \$ -                        | \$ -                         | \$ -             |
| <b>Total</b>                                | <b>42</b>            | <b>2</b>                | <b>23,520</b>               | <b>\$ 640</b>               | <b>\$ 32</b>                 | <b>\$ 22,848</b> |

Beginning Regulated Referral from USF as of MOU order extending 08/31/2020

\$ 23,520.00

Less DHS Administrative Maximum

\$ 23,520.00

Agencies Beginning Contract Balance

(640)

Expended Funds as of Jan 1, 2020

22,880

Beginning Regulated Referral from USF as of Jan 1, 2020

(32)

Expended USF Funds Ending Jan 31, 2020

\$ 22,848.00

\*\*\*Number of referrals are cumulative based on reimbursement dollars

DHS Administrative Maximum

328.00

Prior month Admin expensed

(80.00)

Admin available as of Jan 1, 2020

248.00

Admin expensed as of Jan 31, 2020

(32.00)

Beginning Admin balance as of February 1, 2020

\$ 216.00

FILED

MAR 11 2020

EXECUTIVE SECRETARY  
G.P.S.C.

BEFORE THE GEORGIA PUBLIC SERVICE COMMISSION

STATE OF GEORGIA

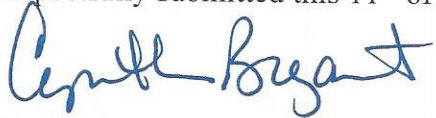
IN RE: Regulated Referral Program ) DOCKET NO. 28320, 34432, 38703  
To Assist Low-Income Citizens )

Department of Human Services  
Regulated Referral Program  
Monthly Status Report

The Department of Human Services submits the Regulated Provider Referral Monthly Report in compliance with the Commission memorandum of understanding issued at the August 17, 2011 Administrative Session and extended on September 14, 2017. The MOU specifies the monthly filing of the number of applicants processed and the balance of the funds dedicated to processing applications for the Regulated Provider Program. September 1, 2018 began 2019 Regulated Marketer Referral Program agencies contract for referrals service.

Enclosed is the March report for February expenditures for the RMRP, Natural Gas Marketer of last resort, through February 29, 2020. An electronic file copy is also submitted for posting.

Respectfully submitted this 11<sup>th</sup> of February 2020.



Cynthia Bryant

Supervisor – LIHEAP/ CSBG Programs- Office of Family Independence  
Division of Family and Children Services

FILED

MAR 11 2020

BEFORE THE GEORGIA PUBLIC SERVICE COMMISSION

EXECUTIVE SECRETARY  
G.P.S.C.

STATE OF GEORGIA


IN RE: Regulated Referral Program )  
To Assist Low-Income Citizens ) DOCKET NO. 28320, 34432, 38703

Department of Human Services  
Regulated Referral Program  
Monthly Status Report

The Department of Human Services submits the Regulated Provider Referral Monthly Report in compliance with the Commission memorandum of understanding issued at the August 17, 2011 Administrative Session and extended on September 14, 2017. The MOU specifies the monthly filing of the number of applicants processed and the balance of the funds dedicated to processing applications for the Regulated Provider Program. September 1, 2018 began 2019 Regulated Marketer Referral Program agencies contract for referrals service.

Enclosed is the January report for December expenditures for the RMRP, Natural Gas Marketer of last resort, through December 31, 2019. An electronic file copy is also submitted for posting.

Respectfully submitted this 11<sup>th</sup> of February 2020.



Cynthia Bryant

Supervisor – LIHEAP/ CSBG Programs- Office of Family Independence  
Division of Family and Children Services

# Energy Regulated Referral Monthly Report

FFY 2020

January report for Reimbursement Request as of December 31, 2019

Cost Per Referral \$ 18.00

| AGENCIES                                     | Cumulative Referrals | Monthly CAA's Referrals | ALLOCATED / CONTRACT AMOUNT | Prior Period Expended Funds | Current Month Expended Funds | CONTRACT BALANCE |
|----------------------------------------------|----------------------|-------------------------|-----------------------------|-----------------------------|------------------------------|------------------|
| <b>Beginning USF Balance as of 12/1/2019</b> |                      |                         |                             |                             |                              |                  |
| CSRA                                         | -                    | -                       | 1,680                       | \$ -                        | \$ -                         | \$ 1,680         |
| Clayton                                      | -                    | -                       | 1,520                       | \$ -                        | \$ -                         | \$ 1,520         |
| Coastal GA                                   | -                    | -                       | 1,680                       | \$ -                        | \$ -                         | \$ 1,680         |
| Coastal Plain                                | -                    | -                       | 1,680                       | \$ -                        | \$ -                         | \$ 1,680         |
| CAFI                                         | -                    | -                       | -                           | \$ -                        | \$ -                         | \$ -             |
| Concerted                                    | 1                    | -                       | 1,616                       | \$ 16                       | \$ -                         | \$ 1,600         |
| EOA Savannah                                 | -                    | -                       | 1,280                       | \$ -                        | \$ -                         | \$ 1,280         |
| Fulton                                       | -                    | -                       | 1,536                       | \$ -                        | \$ -                         | \$ 1,536         |
| Heart of GA                                  | 21                   | 11                      | 1,264                       | \$ 160                      | \$ 176                       | \$ 928           |
| Macon-Bibb                                   | -                    | -                       | 1,680                       | \$ -                        | \$ -                         | \$ 1,680         |
| Middle GA                                    | -                    | -                       | 1,584                       | \$ -                        | \$ -                         | \$ 1,584         |
| Ninth Dist                                   | -                    | -                       | 1,648                       | \$ -                        | \$ -                         | \$ 1,648         |
| North GA                                     | 1                    | -                       | 1,664                       | \$ 16                       | \$ -                         | \$ 1,648         |
| Overview                                     | -                    | -                       | 1,680                       | \$ -                        | \$ -                         | \$ 1,680         |
| Partnership                                  | -                    | -                       | 1,680                       | \$ -                        | \$ -                         | \$ 1,680         |
| Tallatoona                                   | 17                   | 12                      | 1,328                       | \$ 80                       | \$ 192                       | \$ 1,056         |
| West Central                                 | -                    | -                       | -                           | \$ -                        | \$ -                         | \$ -             |
| Action- counties served by other             | -                    | -                       | -                           | \$ -                        | \$ -                         | \$ -             |
| ESP- non- AGL area                           | -                    | -                       | -                           | \$ -                        | \$ -                         | \$ -             |
| Southwest- non- AGL area                     | -                    | -                       | -                           | \$ -                        | \$ -                         | \$ -             |
| <b>Total</b>                                 | <b>40</b>            | <b>23</b>               | <b>23,520</b>               | <b>\$ 272</b>               | <b>\$ 368</b>                | <b>\$ 22,880</b> |

|                                                                            |                     |
|----------------------------------------------------------------------------|---------------------|
| Beginning Regulated Referral from USF as of MOU order extending 08/31/2020 | \$ 23,520.00        |
| Less DHS Administrative Maximum                                            | -                   |
| Agencies Beginning Contract Balance                                        | \$ 23,520.00        |
| Expended Funds as of Dec 1, 2019                                           | (272)               |
| Beginning Regulated Referral from USF as of Dec 1, 2019                    | 23,248              |
| Expended USF Funds Ending Dec 31, 2019                                     | (368)               |
| <b>Ending USF Regulated Referral Balance Dec 31, 2019</b>                  | <b>\$ 22,880.00</b> |

\*\*\*\*Number of referrals are cumulative based on reimbursement dollars

|                                               |           |
|-----------------------------------------------|-----------|
| DHS Administrative Maximum                    | 328.00    |
| Prior month Admin expensed                    | (34.00)   |
| Admin available as of Dec 1, 2019             | 294.00    |
| Admin expensed as of Dec 31, 2019             | (46.00)   |
| Beginning Admin balance as of January 1, 2020 | \$ 248.00 |

FILED

MAR 11 2020

BEFORE THE GEORGIA PUBLIC SERVICE COMMISSION

EXECUTIVE SECRETARY  
G.P.S.C.

STATE OF GEORGIA

IN RE: Regulated Referral Program ) DOCKET NO. 28320, 34432, 38703  
To Assist Low-Income Citizens )

Department of Human Services  
Regulated Referral Program  
Monthly Status Report

The Department of Human Services submits the Regulated Provider Referral Monthly Report in compliance with the Commission memorandum of understanding issued at the August 17, 2011 Administrative Session and extended on September 14, 2017. The MOU specifies the monthly filing of the number of applicants processed and the balance of the funds dedicated to processing applications for the Regulated Provider Program. September 1, 2018 began 2019 Regulated Marketer Referral Program agencies contract for referrals service.

Enclosed is the November report for October expenditures for the RMRP, Natural Gas Marketer of last resort, through October 31, 2019. An electronic file copy is also submitted for posting.

Respectfully submitted this 11<sup>th</sup> of February 2020.



Cynthia Bryant

Supervisor – LIHEAP/ CSBG Programs- Office of Family Independence  
Division of Family and Children Services

# Energy Regulated Referral Monthly Report

FFY 2020

~~~November report for Reimbursement Request as of October 31, 2019

Cost Per Referral \$ 18.00

| AGENCIES | Cumulative Referrals | Monthly CAA's Referrals | ALLOCATED / CONTRACT AMOUNT | Prior Period Expended Funds | Current Month Expended Funds | CONTRACT BALANCE |
|--|----------------------|-------------------------|-----------------------------|-----------------------------|------------------------------|------------------|
| Beginning USF Balance as of 10/1/2019 | | | | | | |
| CSRA | - | - | 1,680 | \$ - | \$ - | \$ 1,680 |
| Clayton | - | - | 1,520 | \$ - | \$ - | \$ 1,520 |
| Coastal GA | - | - | 1,680 | \$ - | \$ - | \$ 1,680 |
| Coastal Plain | - | - | 1,680 | \$ - | \$ - | \$ 1,680 |
| CAFI | - | - | - | \$ - | \$ - | \$ - |
| Concerted | 1 | - | 1,616 | \$ 16 | \$ - | \$ 1,600 |
| EOA Savannah | - | - | 1,280 | \$ - | \$ - | \$ 1,280 |
| Fulton | - | - | 1,536 | \$ - | \$ - | \$ 1,536 |
| Heart of GA | 10 | - | 1,264 | \$ 160 | \$ - | \$ 1,104 |
| Macon-Bibb | - | - | 1,680 | \$ - | \$ - | \$ 1,680 |
| Middle GA | - | - | 1,584 | \$ - | \$ - | \$ 1,584 |
| Ninth Dist | - | - | 1,648 | \$ - | \$ - | \$ 1,648 |
| North GA | 1 | - | 1,664 | \$ 16 | \$ - | \$ 1,648 |
| Overview | - | - | 1,680 | \$ - | \$ - | \$ 1,680 |
| Partnership | - | - | 1,680 | \$ - | \$ - | \$ 1,680 |
| Tallatoona | 5 | - | 1,328 | \$ 80 | \$ - | \$ 1,248 |
| West Central | - | - | - | \$ - | \$ - | \$ - |
| Action- counties served by other | - | - | - | \$ - | \$ - | \$ - |
| ESP- non- AGL area | - | - | - | \$ - | \$ - | \$ - |
| Southwest - non- AGL area | - | - | - | \$ - | \$ - | \$ - |
| Total | 17 | - | \$ 23,520 | \$ 272 | \$ - | \$ 23,248 |

Beginning Regulated Referral from USF as of MOU order extending 08/31/2020

Less DHS Administrative Maximum \$ 23,520.00

Agencies Beginning Contract Balance

Expended Funds as of Oct 1, 2019 \$ 23,520.00

Beginning Regulated Referral from USF as of Oct 1, 2019

Expended USF Funds Ending Oct 31, 2019 (272)

Ending USF Regulated Referral Balance Oct 31, 2019

\$ 23,248.00

***Number of referrals are cumulative based on reimbursement dollars

DHS Administrative Maximum

Prior month Admin expensed 328.00

Admin available as of Oct 1, 2019 (34.00)

Admin expensed as of Oct 31, 2019 294.00

Beginning Admin balance as of November 1, 2019

\$ 294.00

Energy Regulated Referral Monthly Report

FFY 2020

~~~March report for Reimbursement Request as of February 29, 2020

Cost Per Referral \$ 18.00

| AGENCIES                                    | Cumulative Referrals | Monthly CAA's Referrals | ALLOCATED / CONTRACT AMOUNT | Prior Period Expended Funds | Current Month Expended Funds | CONTRACT BALANCE |
|---------------------------------------------|----------------------|-------------------------|-----------------------------|-----------------------------|------------------------------|------------------|
| <b>Beginning USF Balance as of 2/1/2020</b> |                      |                         |                             |                             |                              |                  |
| CSRA                                        | -                    | -                       | 1,680                       | \$ -                        | \$ -                         | \$ 1,680         |
| Clayton                                     | -                    | -                       | 1,520                       | \$ -                        | \$ -                         | \$ 1,520         |
| Coastal GA                                  | -                    | -                       | 1,680                       | \$ -                        | \$ -                         | \$ 1,680         |
| Coastal Plain                               | -                    | -                       | 1,680                       | \$ -                        | \$ -                         | \$ 1,680         |
| CAFI                                        | -                    | -                       | -                           | \$ -                        | \$ -                         | -                |
| Concerted                                   | 1                    | -                       | 1,616                       | 16                          | \$ -                         | \$ 1,600         |
| EOA Savannah                                | -                    | -                       | 1,280                       | \$ -                        | \$ -                         | \$ 1,280         |
| Fulton                                      | -                    | -                       | 1,536                       | \$ -                        | \$ -                         | \$ 1,536         |
| Heart of GA                                 | 21                   | -                       | 1,284                       | 336                         | \$ -                         | \$ 928           |
| Macon-Bibb                                  | -                    | -                       | 1,680                       | \$ -                        | \$ -                         | \$ 1,680         |
| Middle GA                                   | -                    | -                       | 1,584                       | \$ -                        | \$ -                         | \$ 1,584         |
| Ninth Dist                                  | -                    | -                       | 1,648                       | \$ -                        | \$ -                         | \$ 1,648         |
| North GA                                    | 1                    | -                       | 1,664                       | 16                          | \$ -                         | \$ 1,648         |
| Overview                                    | -                    | -                       | 1,680                       | \$ -                        | \$ -                         | \$ 1,680         |
| Partnership                                 | -                    | -                       | 1,680                       | \$ -                        | \$ -                         | \$ 1,680         |
| Tallatoona                                  | 20                   | 1                       | 1,328                       | 304                         | \$ 16                        | \$ 1,008         |
| West Central                                | -                    | -                       | -                           | \$ -                        | \$ -                         | \$ -             |
| Action- counties served by other            | -                    | -                       | -                           | \$ -                        | \$ -                         | \$ -             |
| ESP- non- AGL area                          | -                    | -                       | -                           | \$ -                        | \$ -                         | \$ -             |
| Southwest - non- AGL area                   | -                    | -                       | -                           | \$ -                        | \$ -                         | \$ -             |
| <b>Total</b>                                | <b>43</b>            | <b>1</b>                | <b>\$ 23,520</b>            | <b>\$ 672</b>               | <b>\$ 16</b>                 | <b>\$ 22,832</b> |

Beginning Regulated Referral from USF as of MOU order extending 08/31/2020

|                                                           |                     |
|-----------------------------------------------------------|---------------------|
| Less DHS Administrative Maximum                           | \$ 23,520.00        |
| Agencies Beginning Contract Balance                       | \$ 23,520.00        |
| Expended Funds as of Feb 1, 2020                          | (672)               |
| Beginning Regulated Referral from USF as of Feb 1, 2020   | 22,848              |
| Expended USF Funds Ending Feb 29, 2020                    | (16)                |
| <b>Ending USF Regulated Referral Balance Feb 29, 2020</b> | <b>\$ 22,832.00</b> |

\*\*\*Number of referrals are cumulative based on reimbursement dollars

|                                             |           |
|---------------------------------------------|-----------|
| DHS Administrative Maximum                  | 328.00    |
| Prior month Admin expensed                  | (112.00)  |
| Admin available as of Feb 1, 2020           | 216.00    |
| Admin expensed as of Feb 29, 2020           | (2.00)    |
| Beginning Admin balance as of March 1, 2020 | \$ 214.00 |

# Energy Regulated Referral Monthly Report

FFY 2020

December report for Reimbursement Request as of November 30, 2019

Cost Per Referral \$ 18.00

| AGENCIES                                     | Cumulative Referrals | Monthly CAA's Referrals | ALLOCATED / CONTRACT AMOUNT | Prior Period Expended Funds | Current Month Expended Funds | CONTRACT BALANCE |
|----------------------------------------------|----------------------|-------------------------|-----------------------------|-----------------------------|------------------------------|------------------|
| <b>Beginning USF Balance as of 11/1/2019</b> |                      |                         |                             |                             |                              |                  |
| CSRA                                         | -                    | -                       | 1,680                       | \$ -                        | \$ -                         | \$ 1,680         |
| Clayton                                      | -                    | -                       | 1,520                       | \$ -                        | \$ -                         | \$ 1,520         |
| Coastal GA                                   | -                    | -                       | 1,680                       | \$ -                        | \$ -                         | \$ 1,680         |
| Coastal Plain                                | -                    | -                       | 1,680                       | \$ -                        | \$ -                         | \$ 1,680         |
| CAFI                                         | -                    | -                       | -                           | \$ -                        | \$ -                         | \$ -             |
| Concerted                                    | 1                    | -                       | 1,616                       | \$ 16                       | \$ -                         | \$ 1,600         |
| EOA Savannah                                 | -                    | -                       | 1,280                       | \$ -                        | \$ -                         | \$ 1,280         |
| Fulton                                       | -                    | -                       | 1,536                       | \$ -                        | \$ -                         | \$ 1,536         |
| Heart of GA                                  | 10                   | -                       | 1,264                       | \$ 160                      | \$ -                         | \$ 1,104         |
| Macon-Bibb                                   | -                    | -                       | 1,680                       | \$ -                        | \$ -                         | \$ 1,680         |
| Middle GA                                    | -                    | -                       | 1,584                       | \$ -                        | \$ -                         | \$ 1,584         |
| Ninth Dist                                   | -                    | -                       | 1,648                       | \$ -                        | \$ -                         | \$ 1,648         |
| North GA                                     | 1                    | -                       | 1,664                       | \$ 16                       | \$ -                         | \$ 1,648         |
| Overview                                     | -                    | -                       | 1,680                       | \$ -                        | \$ -                         | \$ 1,680         |
| Partnership                                  | -                    | -                       | 1,680                       | \$ -                        | \$ -                         | \$ 1,680         |
| Talatoona                                    | 5                    | -                       | 1,328                       | \$ 80                       | \$ -                         | \$ 1,248         |
| West Central                                 | -                    | -                       | -                           | \$ -                        | \$ -                         | \$ -             |
| Action- counties served by other             | -                    | -                       | -                           | \$ -                        | \$ -                         | \$ -             |
| ESP- non- AGL area                           | -                    | -                       | -                           | \$ -                        | \$ -                         | \$ -             |
| Southwest- non- AGL area                     | -                    | -                       | -                           | \$ -                        | \$ -                         | \$ -             |
| <b>Total</b>                                 | <b>17</b>            | <b>-</b>                | <b>\$ 23,520</b>            | <b>\$ 272</b>               | <b>\$ -</b>                  | <b>\$ 23,248</b> |

Beginning Regulated Referral from USF as of MOU order extending 08/31/2020

|                                                           |                     |
|-----------------------------------------------------------|---------------------|
| Less DHS Administrative Maximum                           | \$ 23,520.00        |
| Agencies Beginning Contract Balance                       | -                   |
| Expended Funds as of Nov 1, 2019                          | (272)               |
| Beginning Regulated Referral from USF as of Nov 1, 2019   | 23,248              |
| Expended USF Funds Ending Nov 30, 2019                    | -                   |
| <b>Ending USF Regulated Referral Balance Nov 30, 2019</b> | <b>\$ 23,248.00</b> |

\*\*\*Number of referrals are cumulative based on reimbursement dollars

|                                                |           |
|------------------------------------------------|-----------|
| DHS Administrative Maximum                     | 328.00    |
| Prior month Admin expensed                     | (34.00)   |
| Admin available as of Nov 1, 2019              | 294.00    |
| Admin expensed as of Nov 30, 2019              | -         |
| Beginning Admin balance as of December 1, 2019 | \$ 294.00 |